



UNIVERSITY OF GEORGIA
EXTENSION

2022

Southeast Regional Strawberry

INTEGRATED PEST MANAGEMENT GUIDE FOR
PLASTICULTURE PRODUCTION



2022 Southeast Regional Strawberry Integrated Pest Management Guide for Plasticulture Production

Commodity Editor

Rebecca Melanson, Mississippi State University

Senior Editors

Phil Brannen, University of Georgia
Bill Cline, North Carolina State University

Section Editors

Pathology

Guido Schnabel, Clemson University
Rebecca Melanson, Mississippi State University
Phil Brannen, University of Georgia
Mary Helen Ferguson, Louisiana State University
Johan Desaegeer, University of Florida
Bill Cline, North Carolina State University
Ioannis Tzanetakis, University of Arkansas
Raj Singh, Louisiana State University
Nicole Gauthier, University of Kentucky

Horticulture

Jayesh Samtani, Virginia Tech
Kathryn Fontenot, Louisiana State University

Pesticide Stewardship and Safety

Ash Sial, University of Georgia

Entomology

Frank Hale, University of Tennessee
Doug Pfeiffer, Virginia Tech
Ash Sial, University of Georgia
Aaron Cato, University of Arkansas
Meredith Favre, North Carolina State University

Vertebrate Management

David Lockwood, University of Tennessee
Michael T. Mengak, University of Georgia

Weed Science

Katie Jennings, North Carolina State University

Recommendations are based on information from the manufacturer's label and performance data from research and extension field tests.

Because environmental conditions and grower application methods vary widely, suggested use does not imply that performance of the pesticide will always conform to the safety and pest control standards indicated by experimental data.

This publication is intended for use only as a guide. Specific rates and applications methods are on the pesticide label, and these are subject to change at any time. Registrations also vary between states and are subject to change at any time, please check with your state department of agriculture or regulatory agency concerning current registration status within your state. Always refer to and read the pesticide label before making any application! The pesticide label supersedes any information contained in this guide, and it is the legal document referenced for application standards.

Southeastern Region University Small Fruits IPM Contacts

<p><u>Auburn University</u> Extension website: www.aces.edu/ Elina Coneva <i>(Horticulture)</i> Ed Sikora <i>(Pathology)</i></p> <p><u>University of Arkansas</u> Extension website: www.uaex.edu/ Matt Bertucci <i>(Horticulture)</i> Aaron Cato <i>(IPM)</i> Amanda McWhirt <i>(Horticulture)</i></p> <p><u>Clemson University</u> Extension website: clemson.edu/extension/ Brett Blaauw <i>(Entomology)</i> Wayne Mitchem <i>(Weed Science)</i> Guido Schnabel <i>(Pathology)</i></p>	<p><u>University of Florida</u> Extension website: sfyl.ifas.ufl.edu/ Johan Desaeager <i>(Nematology)</i> Phil Harmon <i>(Pathology)</i> Oscar Liburd <i>(Entomology)</i> Natalia Perez <i>(Pathology)</i> Jeff Williamson <i>(Horticulture)</i></p> <p><u>University of Georgia</u> Extension website: extension.uga.edu/ Brett Blaauw <i>(Entomology)</i> Phil Brannen <i>(Pathology)</i> Mark Czarnota <i>(Weed Science)</i> Elizabeth Little <i>(Organic Pathology)</i> Wayne Mitchem <i>(Weed Science)</i> Jonathan Oliver <i>(Pathology)</i> Ash Sial <i>(Entomology)</i></p>	<p><u>University of Kentucky</u> Extension website: extension.ca.uky.edu/ Daniel Becker <i>(Horticulture)</i> Ric Bessin <i>(Entomology)</i> Nicole Gauthier <i>(Pathology)</i> Patsy Wilson <i>(Grapes, Horticulture)</i> Shawn Wright <i>(Weeds, Horticulture)</i></p> <p><u>Louisiana State University</u> Extension website: lsuagcenter.com/ Mary Helen Ferguson <i>(Pathology)</i> Kathryn Fontenot <i>(Horticulture)</i> Raghuwinder (Raj) Singh <i>(Pathology)</i> Ron Strahan <i>(Weed Science)</i></p>	<p><u>Mississippi State University</u> Extension website: extension.msstate.edu/ John Byrd <i>(Weed Science)</i> Blake Layton <i>(Entomology)</i> Rebecca A. Melanson <i>(Pathology)</i> Eric Stafne <i>(Horticulture)</i></p> <p><u>North Carolina State University</u> Extension website: www.ces.ncsu.edu/ Ryan Adams <i>(IPM)</i> Bill Cline <i>(Pathology)</i> Meredith Favre <i>(Entomology)</i> Mark Hoffmann <i>(Horticulture)</i> Katie Jennings <i>(Weed Science)</i> Wayne Mitchem <i>(Weed Science)</i> Sara Villani <i>(Pathology)</i></p>	<p><u>University of Tennessee</u> Extension website: utextension.tennessee.edu/ Frank Hale <i>(Entomology)</i> Zach Hansen <i>(Pathology)</i> David Lockwood <i>(Horticulture)</i></p> <p><u>Virginia Tech</u> Extension website: ext.vt.edu/ Jeff Derr <i>(Weed Science)</i> Mizuho Nita <i>(Pathology)</i> Doug Pfeiffer <i>(Entomology)</i> Jayesh Samtani <i>(Horticulture)</i></p>
--	---	---	--	--

Table of Contents

Southeastern Region University Small Fruits IPM Contacts	2
Table of Contents	3
Pesticide Emergencies	5
Pesticide Spills and Environmental Emergencies	7
Pesticide Liability and Stewardship	8
General Pesticide Information	10
Pollinator Protection	12
Mobile and Online Tools	13
New Disease Warning: Neopestalotiopsis Fruit Rot and Leaf Spot	14
Seasonal “At-a-Glance” Disease Guide	15
Seasonal “At-a-Glance” Arthropod Guide	16
Pre-planting: Disease and Weed Management	17
Cultivar Resistance to Anthracnose	18
Anaerobic Soil Disinfestation	19
Cover Cropping and Soil Incorporation Techniques	19
Soil Solarization	19
Viruses in Strawberries	20
Pre-plant Dips	21
Pre-planting and Early Post-planting: Nematode Management	22
Fumigants	23
Fungicide Resistance Management Recommendations	24
Planting and Early Post-planting: Disease Management	25
Post-planting: Insect Management	28
New Leaf Growth to Pre-bloom: Disease Management	32
Pre-bloom to Harvest: Insect Management	37

Table of Contents (Cont'd)

Early Bloom (10%) and into Harvest: Disease Management.....	40
Fungicide Selection for Botrytis and Anthracnose Fruit Rot Management	40
Harvest: Insect Management.....	52
Effectiveness of Various Chemicals for Strawberry Disease Management.....	55
Effectiveness of Various Chemicals for Strawberry Insect Management.....	57
Plasticulture Weed Control.....	59
Plasticulture Weed Control: Preplant.....	59
Plasticulture Weed Control: Postemergence	61
Plasticulture Weed Control: Row Middles.....	62
Matted Row Weed Control.....	64
Matted Row Weed Control: Preplant.....	64
Matted Row Weed Control: Preemergence	64
Matted Row Weed Control: Postemergence	65
Wildlife Damage Prevention.....	67
Disease Photos.....	71
Insect Photos.....	72
Weed Photos.....	73

Pesticide Emergencies

1-800-222-1222

This number automatically connects you with a local Poison Control Center from anywhere in the United States.

Symptoms of Pesticide Exposure

- **Tightening of the chest, mental confusion, blurred vision, rapid pulse, intense thirst, vomiting, convulsions, and unconsciousness are always serious symptoms! Dial 911!**
- **Pesticides with ‘DANGER’ or ‘DANGER/POISON’ on the product label can cause severe injuries or death very quickly, even with small exposures. Take immediate action!**

Other symptoms of pesticide poisoning: headache, fatigue, weakness, restlessness, nervousness, profuse sweating, tearing and drooling, nausea, diarrhea, or irritation of the skin/ eyes/nose/throat. Consult the product Material Safety Data Sheet (MSDS or SDS) for symptoms associated with a particular pesticide.

Pesticide on Skin

- WASH, WASH, WASH! Immediately wash pesticide from skin as thoroughly as possible with any available water that does not contain pesticides.
- Quickly remove protective clothing and any contaminated clothing.
- *Rewash* contaminated skin with soap and water as soon as possible.
- If the victim experiences *any* symptom(s) of poisoning, get medical assistance immediately. *Take the pesticide label with you*, but do not contaminate vehicles or expose others if you must take the container with you.

Pesticide in Eyes

- Rinse eye(s) gently with *clean* water for *at least* 15 minutes. Be careful of water temperature.
- If eye remains irritated or vision is blurry after rinsing, get medical attention right away! *Take the pesticide label with you*, but do not contaminate vehicles or expose others if you must take the container with you.

Pesticide in Mouth or Swallowed

- Provide / drink large amounts of water or milk to drink. *Do not give liquids to a person who is unconscious or convulsing!*
- Consult the label **BEFORE** vomiting is induced – the label may advise against inducing vomiting. Do not induce vomiting with emulsifiable concentrate (E, EC) formulations.
- *Do not induce vomiting if a person is unconscious or is convulsing!*
- Seek medical attention. *Take the pesticide label with you*, but do not contaminate vehicles or expose others if you must take the container with you.
- If the pesticide was not swallowed, *rinse mouth thoroughly with clean water*. If mouth is burned or irritated, consult a physician.

Pesticide Emergencies (Cont'd)

Pesticide Inhaled

- Move victim to fresh air immediately!
- Warn others in the area of the danger.
- Loosen tight clothing.
- Administer artificial respiration if necessary, but try to determine if the person also may have swallowed any pesticide. Avoid any pesticide or vomit that may be around the victim's mouth.
- Seek medical attention. *Take the pesticide label with you*, but do not contaminate vehicles or expose others if you must take the container with you.

Heat Stress

- Move the victim to a cooler area, remove protective clothing, and pour cool water over the person.
- Give cool liquids to drink. *Do not give liquids to a person who is unconscious or convulsing!*
- Pesticide poisoning may mimic heat illness! Get medical attention if the person is unconscious or if the person is not fully recovered within 15 minutes of cooling down and drinking liquids.

Signal Words

- The pesticide signal word will appear on the pesticide label. It provides information about the acute risks of the pesticide to people.
 - **DANGER/POISON:** *Highly toxic* - less than a teaspoon can kill an adult.
 - **DANGER:** *Highly toxic* - pesticide can cause severe eye and/or skin injury.
 - **WARNING:** *Moderately toxic* - two tablespoons or less can kill an adult.
 - **CAUTION:** *Slightly toxic* - an ounce or more is required to kill an adult.

Understand that the signal word does *not* provide information about long term pesticide exposure risks (e.g., cancer) or allergic effects. Minimize your exposure to *all* pesticides. The signal word does *not* indicate environmental toxicity or other environmental effects.

Pesticide Spills and Environmental Emergencies

Spills on Public Roads (Usually call the state police/state highway patrol. In many cases, you can call CHEMTREK at 1-800-424-9300 or 911.)

State	Agency	Phone Number
Alabama	Alabama Highway Patrol -----	Cell: call *HP -----
	Alabama Department of Environmental Management Alabama Emergency Management Agency	(334) 271-7700 (205) 280-2200
Arkansas	Arkansas Department of Emergency Management	1-800-322-4012
Georgia	Georgia State Patrol	Cell: call *GSP <i>or</i> 911
Louisiana	LDAF Emergency Hotline	1-855-452-5323
Mississippi	Mississippi Emergency Management Agency	1-800-222-6362
North Carolina	Regional Response Team (RRT) For spills not on public roadways, contact the Pesticide Section of NCDA&CS	911 <i>or</i> your RRT (919) 733-3556 <i>or</i> (800) 662-7956 during non- business hours
South Carolina	South Carolina Highway Patrol -----	Cell: call *HP -----
	South Carolina DHEC Emergency Response Section	1-888-481-0125
Tennessee	Tennessee Emergency Management Agency (TEMA) State Emergency Operations Center	1-800-262-3300
Virginia	Virginia Emergency Operations Center	1-804-674-2400

Environmental Emergencies (contamination of waterways, fish kills, bird kills, etc.)

State	Agency	Phone Number
Alabama	Alabama Department of Environmental Management	(334) 271-7700
	Alabama Emergency Management Agency	(205) 280-2200
	Alabama Department of Conservation and Natural Resources	(334) 242-3469
Arkansas	Arkansas Department of Emergency Management	1-800-322-4012
Georgia	Georgia Department of Natural Resources Response Team	1-800-241-4113
Louisiana	LDAF Emergency Hotline	1-855-452-5323
Mississippi	Mississippi Emergency Management Agency	1-800-222-6362
North Carolina	North Carolina Div. of Water Quality	1-800-858-0368
South Carolina	South Carolina DHEC	1-888-481-0125
Tennessee	Tennessee Wildlife Resources Agency	Region 1, West Tennessee: 1-800-372-3928 Region 2, Middle Tennessee: 1-800-624-7406 Region 3, Cumberland Plateau: 1-800-262-6704 Region 4, East Tennessee: 1-800-332-0900
Virginia	Virginia Emergency Operations Center	1-804-674-2400

Pesticide Liability and Stewardship

The **Pesticide Environmental Stewardship** website is located at <http://pesticidestewardship.org/Pages/default.aspx>. Information on proper pesticide use and handling, calibration of equipment, reading pesticide labels, disposal, handling spills, and other topics are presented.

Pesticide applicators, supervisors, and business owners may all face severe criminal and/or civil penalties if pesticides are misused – knowingly or accidentally.

The Pesticide Label: Federal and state laws require pesticide applicators to follow the directions on the pesticide label exactly. Do not exceed maximum label rates, apply a pesticide more frequently than stated on the label, or apply a pesticide to a site that is not indicated on the label. Labels change; review yours regularly.

Restricted Use Pesticides (RUP): These pesticides are clearly labeled “Restricted Use Pesticide” in a box at the top of the front label. Applicators purchasing, applying, or supervising the application of a RUP must be certified or licensed through their state pesticide regulatory agency. Some states have mandatory licensing for certain pesticide use categories whether or not RUPs are applied.

Personal Protective Equipment (PPE): Anyone handling or applying pesticides must wear the PPE stated on the pesticide label. The EPA Worker Protection Standard (WPS) requires applicators to wear the label required PPE and agricultural employers to supply the label PPE and ensure that the PPE is worn correctly by applicator employees. Do not wear PPE items longer than it has been designed to protect you. Clean, maintain, and properly store PPE. Do not store PPE with pesticides.

Reentry Interval (REI): The period of time immediately following the application of a pesticide during which unprotected workers should not enter a field.

Pre-Harvest Interval (PHI): The time between the last pesticide application and harvest of the treated crops.

EPA Worker Protection Standard (WPS): WPS changes continue to be implemented. Growers should consult the EPA website (<https://www.epa.gov/pesticide-worker-safety/agricultural-worker-protection-standard-wps>) or their local extension service for the most up to date information. Growers who employ one or more *non*-family members must comply with the WPS. This standard requires agricultural employers to protect applicator employees and agricultural worker employees from pesticide exposure in the workplace by 1) providing specified pesticide safety training, 2) providing specific information about pesticide applications made on the agricultural operation, 3) providing and ensuring that applicators wear clean and properly maintained label required PPE, 4) providing decontamination facilities for potential pesticide and pesticide residue exposures, and 5) providing timely access to medical assistance in the event of a suspected pesticide exposure. These protections apply to both restricted use pesticides *and* general use pesticides used in agricultural plant production.

Pesticide Liability and Stewardship (Cont'd)

Enclosed Structures: Pesticides labeled for field applications may not be allowed for use in enclosed structures or may have additional restrictions. Definitions of enclosed structures differ between states but may include greenhouses and high tunnels. Consult your local Extension service or state Department of Agriculture for guidance and appropriate recommendations. WPS for enclosed structures may also differ than those for field-grown plants.

Pesticide Recordkeeping: You must keep records of all RUP applications for at least two years under the Federal (USDA) Pesticide Recordkeeping Requirement if your state does not have its own pesticide recordkeeping requirements. Some states require records be kept for longer than the federal requirement. Maintaining records of all pesticide applications, not just RUP applications, indefinitely, cannot only help troubleshoot application problems, but also allows you to reference successful applications and can help protect against future liability. Consult your local Extension Service for details.

Emergency Preparedness: Be prepared for emergencies. Store pesticides and clean empty containers securely. Develop and provide written plans and training to prepare your employees and family members for pesticide fires, spills, and other emergencies. Assign responsibilities to be carried out in the event of pesticide emergencies. Keep copies of the pesticide labels and MSDSs away from the area where pesticides are stored. Provide copies of product MSDSs to your community first responders. Consult your local Extension Service and insurance company for assistance.

Pesticide Disposal: Properly dispose of clean empty pesticide containers and unwanted pesticides as soon as possible. Containers can often be recycled in a pesticide container recycling program. Unwanted pesticides may pose a risk of human exposure and environmental harm if kept for long periods of time. Consult your local Extension Service for assistance.

General Pesticide Information

Mode of Action (MOA): Pesticides affect their target pest in a variety of ways, and the way a pesticide kills the target organism is called the *mode of action* (MOA). Although pesticides have different names and may have different active ingredients, they may have the same MOA. Over time, pests can become resistant to a pesticide, and typically this resistance applies to all pesticides with the same MOA. When rotating pesticides, it is important to select pesticides with different MOAs.

The **Fungicide Resistance Action Committee (FRAC)**, **Insecticide Resistance Action Committee (IRAC)** and IRAC Nematode Working Group, and the **Weed Science Society of America (WSSA)** have organized crop protection materials into groups with shared MOAs and given them specific codes, which appear on pesticide labels. Some MOAs may be unknown and given a code with a U. *When selecting pesticides, avoid successive applications of materials in the same MOA group to minimize potential resistance development.* MOA categories are listed in this guide to aid in the development of resistance management programs. More information about this topic can be found at www.frac.info, www.irc-online.org, and www.hracglobal.com.

Organic Materials Review Institute (OMRI; www.omri.org): Products that are listed by OMRI are commonly accepted for use in organically certified production systems. Always consult your organic certifier prior to use. **OMRI**-listed materials are indicated in the comments section.

Generics: Many pesticide active ingredients are available in generic formulations. For brevity, these formulations are not generally listed. Listed trade names are included to aid in identifying products and are not intended to promote the use of these products or to discourage the use of generic products. Generic products generally work similarly to their brand name counterparts, but formulation changes can impact efficacy and plant response. As with any new chemical, read and follow all label instructions. Chemical names are subject to change; please check the active ingredient for all materials.

The **Pesticide Environmental Stewardship** website is located at <http://pesticidestewardship.org/Pages/default.aspx>. Information on proper pesticide use and handling, calibration of equipment, reading pesticide labels, disposal, handling spills, and other topics are presented.

Resistance Management: Insects, weeds, and disease-causing organisms are all capable of developing resistance to pesticides. To minimize the likelihood of resistance development against your material of choice:

1. Only use pesticides when necessary: When the damage caused by the pest you are controlling is greater than the cost of the pesticide and no other, effective options are available.
2. Use the appropriate material for the pest.
3. Use the recommended rate of the material. Do not use a lower rate than listed on the label.
4. If more than one treatment is needed when the same pest is present, rotate the pesticide MOA between treatments.

General Pesticide Information (Cont'd)

State Registrations: Keep in mind that this publication is a regional guide. Every product listed may not be available or registered for use in every state. Before purchasing and applying a product, verify that that product is registered for use in your state. This may be done by visiting one of several online databases (examples provided below) that provide information on the state registration status of various products, by visiting product manufacturer websites, or by contacting your Extension agent or an appropriate state Extension specialist.

Database	Web Address
Agrian Label Database	https://home.agrian.com/
Crop Data Management Systems	http://www.cdms.net/Label-Database
EPA Pesticide Product and Label System	https://iaspub.epa.gov/apex/pesticides/f?p=PPLS:1
Greenbook Data Solutions	https://www.greenbook.net/
Kelly Registration Systems ¹	http://www.kellysolutions.com
National Pesticide Information Retrieval System ²	http://npirspublic.ceris.purdue.edu/state/

¹Available for AL, FL, GA, MS, NC, SC, and VA in the southeastern U.S.

²Available for AL, AR, FL, KY, LA, TX, and VA in the southeastern U.S.

Pollinator Protection

Before making insecticide applications, monitor insect populations to determine if treatment is needed. If pesticide (fungicide, insecticide, or miticide/acaricide) application is necessary:

1. Use selective pesticides to reduce risk to pollinators and other non-target beneficial insects.
2. Read and follow all pesticide label directions and precautions. The label is the Law! EPA now requires the addition of a “Protection of Pollinators” advisory box on certain pesticide labels. Look for the bee hazard icon in the Directions for Use and within crop specific sections for instructions to protect bees and other insect pollinators.
3. Minimize infield exposure of bees to pesticides by avoiding applications when bees are actively foraging in the crops. Bee flower visitation rate is highest in early morning. Apply pesticides in the late afternoon or early evening to allow for maximum residue degradation before bees return the next morning. Bee foraging activity is also dependent upon time of year (temperature) and stage of crop growth. The greatest risk of bee exposure is during bloom.
4. Minimize off-target movement of pesticide applications by following label directions to minimize off target movement of pesticides. Do not make pesticide applications when the wind is blowing towards beehives or off-site pollinator habitats



CAUTION: Specific rates, application methods, and sometimes target pests vary on product labels containing the same active ingredient and are subject to change at any time. Always refer to and read the pesticide label before making any application!!

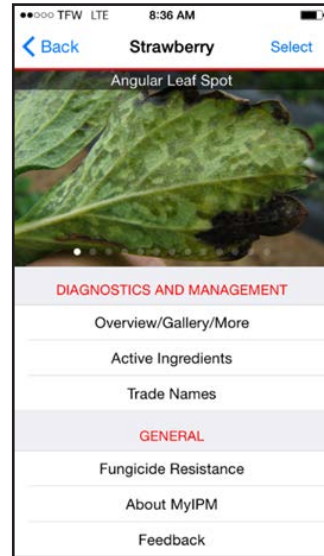
Efficacy Ratings: *The efficacy or importance of a management option is indicated by E = excellent, VG = very good, G = good, F = fair, P = poor, NC = no control, and ND = no data. These ratings are benchmarks; actual performance will vary. A superscript ‘R’ (R) next to the efficacy rating indicates that the product may not be effective if the pathogen is resistant to the fungicide.*

Mobile and Online Tools

MyIPM App



A FREE smart phone app for Apple and Android devices that contains useful strawberry pest and disease information (diagnostic key, photos, management guidelines, audio, and pesticide information) in support of this IPM guide. App content is updated by regional specialist and is available for download from the Apple App Store or the Google Play Store.



www.phytographics.com

A plant disease-focused website that includes high-resolution pictures, animated and narrated disease cycles, downloadable images and life cycles, and time-lapse videos of disease progression.



Bugwood Image Database

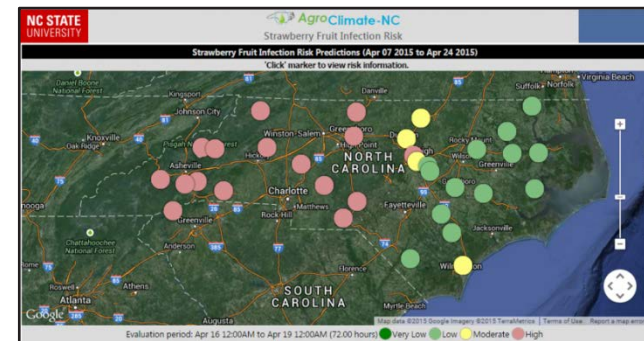
The Bugwood Image Database (<https://images.bugwood.org/>) is an online database that includes high-quality images of many insects, diseases, and weeds. The database is comprised of various websites for specific pest problems, including websites for [Insect Images](#), [IPM Images](#) (diseases), and [Weed Images](#). Website users can browse the websites for images of specific crops or search for specific pests.

Strawberry Diagnostic Key

A diagnostic tool available at <https://diagnosis.ces.ncsu.edu/strawberry/> that includes information on insects, diseases, nutritional deficiencies, and physiological disorders.

Strawberry Advisory System

A weather-based decision support system available at <https://ipm.ces.ncsu.edu/strawberry-fruit-infection-risk-tool/> that predicts fruit infection risk in North Carolina to help optimize spray timing for Botrytis gray mold and anthracnose fruit rots.



New Disease Warning: Neopestalotiopsis Fruit Rot and Leaf Spot

A new disease, *Neopestalotiopsis* fruit rot, was reported to cause damage in strawberry fields in Florida in 2019 and 2020 (Baggio et al., 2020). This disease has since been observed in multiple states. While the environment in other southeastern states may not be as conducive to disease development, growers should be diligent and on the lookout for unusually severe leaf spotting/scorching symptoms. Various fungi in the fungal genus *Neopestalotiopsis* are associated with the disease, and Natalia Peres (University of Florida – IFAS) has recently published an article about this disease and its management – or lack thereof. “Below-ground symptoms were characterized by darkening of the roots and orange-brown necrosis in the crowns, which contributed to stunting or poor establishment after transplanting. Above-ground symptoms ranged from stunting to wilting and necrosis of older leaves, to eventual collapse and death of the entire plant... Most of the commercial strawberry cultivars grown in Florida were affected by the disease and **the common linkage among these outbreaks was the nursery source for the plants.**” Whole-plant symptoms can be similar to those of *Phytophthora* root rot or anthracnose crown rot. Fruit rot symptoms are similar to those of anthracnose, whereas leaf spot symptoms mimic other common leaf spots on strawberry caused by *Phomopsis* or *Gnomonia*; therefore, microscopic examination of spores is likely required for confirmation. Be extra vigilant when receiving and inspecting strawberry plants; work with county agents and local Extension specialists and diagnostic labs to confirm diseases that are showing up on young and maturing plants as the season progresses. To date, Switch and thiram products are the only fungicides that provide suppression of this disease (~50% control) against fruit rot. There is a Section 2(ee) Recommendation **in some states** for Thiram SC and Switch 62.5 WG for *Neopestalotiopsis*. Check with local Extension specialists as additional products may receive Section 2(ee) Recommendations for *Neopestalotiopsis* in the future.

Additional information and photos of this disease are available in the [Vegetable Berry Times March 2019 newsletter](#) and the [Vegetable Berry Times 2020 Issue 1 newsletter](#) by the University of Florida IFAS, both available at <https://gcrec.ifas.ufl.edu/publications-and-newsletters/berry-vegetable-times-archives/>, and in the University of Florida IFAS publication “[Pestalotia Leaf Spot and Fruit Rot of Strawberry](#)” available at <https://edis.ifas.ufl.edu/pp357>.

Reference: Baggio, J. S., Forcelini, B. B., Wang, N., Ruschel, R. G., Mertely, J. C., and Peres, N. A. 2020. Outbreak of leaf spot and fruit rot in Florida strawberry caused by *Neopestalotiopsis* spp. *Plant Disease* 105:305-315.



Photos: Symptoms of *Neopestalotiopsis* fruit rot (A and B) and leaf spot (C). Credit: N. Peres, UFL – IFAS.

Seasonal “At-a-Glance” Disease Guide¹

Developmental Stage	Planting and Early Post-planting	New Leaf Growth to Pre-bloom	Early Bloom (10%) and into Harvest
Diseases potentially present (Fungicides)	<p><i>Note: Pre-plant fumigation is required for management of black root rot (see “Fumigants”).</i></p> <p>Pre-plant dips are recommended for anthracnose, <i>Rhizoctonia</i>, and Phytophthora crown/root rots (see “Pre-plant Dips”).</p> <p>Red stele; Phytophthora crown/root rots (mefenoxam, metalaxyl, phosphites, fosetyl-Al)</p> <p><i>Rhizoctonia</i> sp. (seedling root rot and basal stem rot (azoxystrobin)</p> <p>Charcoal rot (Rhyme)</p> <p>Powdery mildew (Procure, Rally, Rhyme, Quintec, Gatten, sulfur)</p> <p>Anthracnose fruit rot and/or crown rot²:</p> <ul style="list-style-type: none"> - Inspect plants on arrival, and scout after establishment. - Captan and thiram are recommended for disease prevention. IF anthracnose comes in with transplants and is confirmed, see “Early Bloom (10%) and into Harvest” recommendations for more fungicide options. 	<p>Bortyitis crown rot²:</p> <ol style="list-style-type: none"> 1. Rovral (2) 2. captan (M04) 3. thiram (M03) <p>Common leaf spot, leaf scorch, leaf blight: (myclobutanil, captan, captan + thiophanate-methyl)</p> <p>Powdery mildew (Procure, Rally, Rhyme, Quintec, Torino, Gatten, propiconazole)</p> <p>Angular leaf spot (copper, Actigard)</p> <p>Red stele; Phytophthora crown/root rots (mefenoxam, metalaxyl, phosphites, fosetyl-Al)</p> <p>Anthracnose fruit rot and/or crown rot²:</p> <ul style="list-style-type: none"> - Scouting plants after establishment is recommended. - Captan and thiram are recommended for disease prevention. IF anthracnose is confirmed, see “Early Bloom (10%) and into Harvest” recommendations for more fungicide options. 	<p>Botrytis fruit rot²:</p> <ol style="list-style-type: none"> 1. Fontelis, Kenja (7) 2. Luna Tranquility³ (7 + 9) 3. Luna Sensation (7 + 11) 4. Switch (9 + 12) 5. Elevate (17) 6. Miravis Prime (7 + 12) 7. thiram (M03) 8. captan (M04) 9. Scala (9) 10. polyoxin D zinc salt (19) <p>Anthracnose fruit rot²:</p> <ol style="list-style-type: none"> 1. Pristine, Merivon, Luna Sensation (11 + 7) 2. Cabrio, azoxystrobin, Flint Extra (11) 3. Quadris Top, Quilt Xcel (11 + 3) 4. captan (M04) 5. Switch (9 + 12) 6. Miravis Prime (7 + 12) 7. propiconazole (3) <p>Anthracnose crown rot²:</p> <ol style="list-style-type: none"> 1. captan (M04) 2. thiophanate-methyl (1) 3. Quadris Top (11 + 3) 4. Protocol (1 + 3) 5. Miravis Prime (7 + 12) <p>Powdery mildew (Procure, Rally, Rhyme, Quintec, Torino, Gatten)</p> <p>Common leaf spot, leaf scorch, leaf blight: (myclobutanil, captan, captan + thiophanate-methyl)</p>

¹ FRAC codes identifying the product MOA are listed in parentheses for all products listed for anthracnose and Botrytis diseases. Active ingredient (a.i.) names, rather than trade names, are provided when multiple trade name products with the a.i. are available.

² See **RESISTANCE MANAGEMENT RECOMMENDATIONS ON PAGES 24 AND 40.**

³ Luna Tranquility is not registered for use in Louisiana.

Seasonal “At-a-Glance” Arthropod Guide¹

Developmental Stage	Post-planting (Fall/early to mid-winter)	Pre-harvest — Bloom (Late winter to early spring) ³	Harvest
Pests potentially present (Insecticides/Miticides)	Crickets (carbaryl, malathion) Cutworms (carbaryl, Coragen, Entrust, malathion, <i>Bt</i> , Intrepid) Cyclamen mites (Portal, abamectin) Fire ants ² (Extinguish Professional Fire Ant Bait, Esteem Ant Bait) Twospotted spider mites: ³ <ol style="list-style-type: none"> 1. Acramite/Vigilant, Kanemite, Nealta (all stages) 2. Oberon, Savey, Zeal (eggs and juveniles) 3. Portal, Agri-Mek, Vendex (juveniles and adults) 4. M-Pede, horticultural oils (all stages; OMRI-listed) 5. Predatory mites 	Aphids ⁴ (malathion, Sivanto, imidacloprid, Platinum, insecticidal soap) Fire ants ² (Extinguish Professional Fire Ant Bait, Esteem Ant Bait) Flower thrips ⁴ (Entrust, Radiant, minute pirate bugs) Slugs/snails (baits containing carbaryl, metaldehyde, and/or iron phosphate) Strawberry clippers ⁴ (bifenthrin, Danitol, carbaryl) Twospotted spider mites ⁵ : See “Post-planting” column	Fire ants ² (Extinguish Professional Fire Ant Bait, Esteem Ant Bait) Sap beetles ⁶ (cultural control, Rimon) Slugs/snails (baits containing carbaryl, metaldehyde, or iron phosphate) Spotted-wing drosophila (bifenthrin, Danitol, Entrust, Malathion and generics, Radiant) Tarnished plant bugs ⁷ (bifenthrin, Danitol, Rimon) Twospotted spider mites ⁵ : See “Post-planting” column

¹ Management of strawberry arthropod pests is based on pest presence in the field. There is no preventive spray program, and listed materials only work if target pests are present! **Treat only if damaging populations are present.** Thorough regular scouting is necessary to detect pests early before infestations build to damaging levels.

² Fire ant baits work slower than contact materials but provide longer term management by sterilizing the queen and preventing larvae from developing over a 4- to 8-week period. Apply baits as soon as ant foraging is noted in the spring. Ants must be actively foraging for baits to be effective.

³ A thorough inspection of planting material is necessary to avoid introducing mites from the nursery into production fields. Scouting to determine the extent of infestation and the presence of eggs is necessary. Materials in the first group have efficacy against all stages of spider mites. The second group is effective against eggs and juvenile life stages of the twospotted spider mite. The third group of materials has efficacy against all motile (or moving, non-egg stages). Materials in groups 1 and 2 are the primary tools for spring infestations. Fall use could affect the number of applications allowed in the spring. The third group of materials is organically acceptable (**OMRI**-listed) and effective only against adults; coverage is very important to the efficacy of these materials. Resistance management is crucial for all miticides. Rotate to an insecticide from a different new mode of action (MOA) (IRAC group) if more than one treatment is necessary (see tables for IRAC groups). Follow resistance management guidelines on labels. Native predatory mites may be effective. They may be augmented with mites from commercial sources. Carbaryl, pyrethroids, and neonicotinoids are highly toxic to predatory mites.

⁴ Aphid, flower thrips, and strawberry clipper populations have to be very high to cause yield loss in strawberry. Spraying insecticides during bloom is hazardous to honey bees; follow instructions on pesticide labels to minimize damage to honey bees.

⁵ As weather begins to warm, scout regularly for mites. Follow label instructions about resistance management carefully when using miticides.

⁶ Sap beetles are attracted to overripe fruit. Keeping fruit picked and removed from the field will reduce problems with sap beetles.

⁷ Tarnished plant bugs can feed early in the spring on flowers and developing weed seeds. Wild radish, often called wild mustard, is a favored late winter host. Reducing weeds in and around fields will reduce populations. See note above about honey bees.

Pre-planting: Disease, Nematode, and Weed Management			
Pest/Problem	Activity	Effectiveness*	Comments
Anthrachnose Angular leaf spot Phytophthora crown rot Fusarium wilt Viruses	Use disease-free plants	Importance: E Efficacy: E	Use of certified plants or plants produced in a similarly stringent program is the most important method to prevent these diseases.
Phytophthora crown rot	Site selection, preparation, and water management	Importance: E Efficacy: E	Phytophthora crown rot can be particularly problematic in low areas that drain poorly. Choose a planting site that has good drainage and/or take measures to improve drainage (e.g. drain tile). Also, do not overwater in order to reduce conditions favorable for Phytophthora crown rot.
Botrytis (gray mold)	Remove flowers and dead tissue present on transplants	Importance: ND Efficacy: ND	This practice may help to reduce Botrytis.
Nematodes	Sample soil for nematode analysis	Importance: G	Sample soils for nematode analysis through local state services. Analysis results can help determine the best fumigant or IPM management plan to use.
Nematodes Soilborne pathogens (<i>Pythium</i> , <i>Phytophthora</i> , <i>Fusarium</i> , <i>Rhizoctonia</i>)	Practice crop rotation	Importance: G Efficacy: G	Rotating fields with non-host crops for 2 to 3 years can suppress nematode populations and reduce black root rot and other disease problems.
Weeds Root and crown rot disorders (black root rot; Phytophthora crown rot) Nematodes	Pre-plant fumigation and laying down plastic mulch	Efficacy: E	See fumigation table below. Consult with custom applicators and/or Extension agents for product and rate recommendations.
Anthrachnose fruit rot	Use resistant varieties	Importance: E Efficacy: G	Cultivars with various levels of resistance to anthracnose fruit rot have been identified (see Cultivar Resistance to Anthracnose table below); however, cultivar performance against this disease varies depending on location. Growers interested in trying these cultivars are STRONGLY advised to test a small number of plants of the desired cultivar(s) to determine performance before heavily investing in a specific cultivar to place into significant production.
Nutrient deficiencies	Sample soil for nutrient analysis	Importance: E Efficacy: E	Sample soils for nutrient profiles through local state services. Analysis results can help determine the best fertilizer program and necessary adjustments for soil pH. Proper fertilization impacts plant health.
Nematodes Soilborne plant pathogens Weeds (grasses, broadleaf weeds, yellow and purple nutsedge)	Use of anaerobic soil disinfestation (ASD)	Efficacy: F - E	ASD is a potential alternative to soil fumigation. However, practical methods to employ this technique on-farm are still being researched. Growers interested in testing ASD on a small scale should read more about this technique (see Anaerobic Soil Disinfestation below) and contact their local county Extension service for guidance.

Pre-planting: Disease, Nematode, and Weed Management			
Pest/Problem	Activity	Effectiveness*	Comments
Nematodes Soilborne plant pathogens Weeds (grasses, broadleaf weeds, yellow and purple nutsedge)	Plant brassicaceous cover crops or incorporate mustard seed meal into soil	Efficacy: F - G	Cover cropping with brassicaceous crops or soil incorporation with mustard seed meal may help reduce stunting and yield losses from some plant-parasitic nematodes and root diseases such as black root rot. Growers interested in implementing these techniques should read more about these techniques (see Cover Cropping and Soil Incorporation Techniques below) and should contact their local county Extension service for guidance.
Nematodes Soilborne pathogens (<i>Pythium</i> , <i>Phytophthora</i> , <i>Fusarium</i> , <i>Rhizoctonia</i>) Weeds (annual)	Solarization	Efficacy: ND	Solarization is a potential alternative to soil fumigation but does not provide the same level of effectiveness. When used in combination with techniques such as ASD, greater efficacy may be observed. Growers interested in implementing these techniques should read more about these techniques (see Soil Solarization below) and should contact their local county Extension service for guidance.
Viruses	Begin with virus-free plants	Efficacy: E	Invest in quality plants from reputable nurseries that practice vector exclusion and disease management strategies and that screen for viruses. Read more about strawberry viruses and their management in Viruses in Strawberries below.

*Efficacy/Importance ratings: E = excellent, VG = very good, G = good, F = fair, P = poor, NC = no control, and ND = no data.

Cultivar Resistance to Anthracnose

Most commercial strawberry cultivars, such as Chandler and Camerosa, do not have resistance to anthracnose. Over the years, researchers in various locations have tested a number of strawberry cultivars for resistance to anthracnose fruit rot. Cultivars with various levels of resistance have been identified (see table); however, results have varied depending on location. The table to the right lists cultivars that were shown to have medium resistance (MR) or to be resistant (R) in at least one of the reviewed trials and the southeastern states where these cultivars are known to be grown on some acreage. ***It is not currently known if these varieties are suitable for production in southeastern states.***

Due to observed differences in performance, it is STRONGLY advised that growers interested in these cultivars test a small number of plants of the desired cultivar(s) to determine performance before heavily investing in a specific cultivar to place into significant production.

Resistant	Medium Resistance to Resistant	Medium Resistance
Flavorfest ^{KY/NC/SC/VA} Florida Belle Florida Elyana Pelican Prado Sweet Sensation ^{ED; FR; GA/LA} Winter Dawn ^{FR}	Dover Florida Radiance ^{FR; GA/LA/NC/SC} Winterstar	Carmine Florida Brilliance ^{FR; NC/SC} Ovation Rubygem Sweet Charlie ^{AR/LA/MS/TN/VA}

ED = soft and easily damaged by rain

FR = freeze risk due to early flowering

States in which cultivars are known to be grown on some acreage: AR = Arkansas, GA = Georgia, KY = Kentucky, LA = Louisiana, MS = Mississippi, NC = North Carolina, SC = South Carolina, TN = Tennessee, VA = Virginia. (This is not a comprehensive list for all southeastern states.)

Anaerobic Soil Disinfestation

Anaerobic soil disinfestation (ASD) is a potential alternative to traditional fumigants. However, practical methods to employ ASD on-farm are still being researched. ***Growers interested in testing this technique on a small scale should contact their local county Extension service for guidance.*** ASD involves incorporating very high volumes of a carbon source material into soil when beds are formed and plastic mulch is laid (***at least*** 30 days before transplanting), saturating the soil for the duration of treatment (~21 days), and then aerating the soil by punching planting holes 10 to 14 days prior to transplanting. Suitable carbon sources may vary by region and are still being identified. Nitrogen fertilizer application in beds may need adjustment depending on the carbon source material used. Additional information and resources on ASD are available in the publication "[Anaerobic Soil Disinfestation for the Mid-Atlantic Region](#)." **Note: While ASD is technically a pre-plant treatment, treatments are implemented earlier than most pre-plant treatments; planning should begin 6 to 7 weeks before transplanting for implementation by late July/early August.**

Cover Cropping and Soil Incorporation Techniques

Planting 1-2 cycles of a brassicaceous cover crop ('Caliente' mustard, for example) before transplanting strawberry may help reduce stunting and yield loss from plant-parasitic nematodes and root diseases such as black root rot. However, treatment efficacy depends upon methods, particularly cover crop biomass, timing and extent of cover crop destruction and incorporation, and soil moisture at incorporation. Mustard seed meals incorporated into beds at least 21 days before transplanting have also reduced black root rot. Multiple years of research suggest banded rates of 1,000-2,000 lb/A are needed. Additional information on the use of cover crops is available in the publication "[Sustainable Practices for Plasticulture Strawberry Production in the South](#)." ***Growers interested in implementing these techniques should contact their local county Extension service for guidance.*** **Note: While use of cover crops and soil incorporation with mustard seed meal are technically pre-plant treatments, treatments are implemented earlier than most pre-plant treatments; planning should begin 6 to 7 weeks before transplanting for implementation by late July/early August.**

Soil Solarization

Soil solarization is a passive process that uses heat and moisture to kill or inactivate certain pests, including some nematodes, soilborne plant pathogens, and annual weeds, present in the soil, and thereby reduce or eliminate the incidence or occurrence of those pests in the succeeding growing season. Soil solarization involves covering moistened soil with clear polyethylene (plastic) 1 to 1.25 mils thick for a period of 6 to 8 weeks. The edges of the plastic should be covered with soil and/or weighed down to trap moisture and heat. Soil moisture should be maintained at 70% field capacity during solarization using drip irrigation. The goal of this process is to raise the soil temperature under the plastic to levels much higher than the ambient air temperature for an extended period of time, while providing adequate moisture, to expose target pests to conditions that cause inactivity or death. Due to the length of time required for the solarization process, implementation should begin 7 to 9 weeks (typically late July/early August) before transplanting. Growers may choose to use the clear plastic as mulch for their strawberry beds but should keep in mind that soil temperatures using the clear plastic may be lower during the winter relative to black plastic mulch. Additional information on soil solarization and challenges associated with this treatment can be found in the publication "[Introduction to Soil Solarization](#)." ***Growers interested in testing this technique on a small scale should contact their local county Extension service for guidance.***

Viruses in Strawberries

A number of viruses are capable of infecting strawberries; when these viruses accumulate in plants, they could cause significant yield losses. Viruses have not commonly been problematic in strawberry production in the Southeastern U.S. However, aphid- and whitefly-transmitted viruses can become a problem, primarily in multi-year fields as viruses tend to accumulate over time. The most common viruses in the Southeast are beet pseudo-yellows virus (BPYV), strawberry crinkle virus (SCV), strawberry mild yellow edge virus (SMYEV), strawberry mottle virus (SMoV), strawberry necrotic shock virus (SNSV), strawberry pallidosis associated virus (SPaV), and strawberry vein-banding virus (SVBV); of these, BPYV, SPaV, and SMoV are the most prevalent (Martin and Tzanetakis, 2013). In addition, the movement of non-certified planting material across states and counties increases the potential for virus epidemics to occur.

Modern strawberry cultivars do not show symptoms in single-virus infections. However, when multiple viruses (mixed infections) accumulate in plants, symptoms and yield decline become obvious. Symptoms of mixed infections may include leaf discoloration (yellowing or chlorosis), stunting, a lack of marketable fruit, weakened plants, and/or plant death. Photos showing symptoms of mixed infections of SMoV and SMYEV are available in the Virginia Cooperative Extension publication “[Mixed Infection of Strawberry Mottle Virus and Strawberry Mild Yellow Edge Virus in the Southeastern United States.](#)”

Viruses are not typically problematic in strawberries produced in an annual system when beginning with virus-tested planting stock. In the past twenty years, all strawberry virus epidemics started from second-year fields or nursery stock. Multi-year fields are almost guaranteed to harbor virus-infected plants. Growers who opt for a multi-year production cycle need to monitor for virus vectors - primarily aphids and whiteflies - and manage them to avoid establishment in the field.

Management of viruses in annual strawberry production and production nurseries can largely be accomplished through exclusion and vector management.

In annual field production:

- ***Always begin with virus-tested planting stock.*** Planting stock is the most important part of the production scheme. If planting stock is tested for viruses, even if plants become infected in the field, effects in yield are typically minimal as there is not enough time for symptoms to develop. The exception would be if plants become infected very early in the season.
- ***Invest in quality plants from reputable nurseries*** that practice vector exclusion and disease management strategies and that screen for viruses. A little research up front can save a lot of money in the end.

In production nurseries:

Nurseries are encouraged to follow standards regarding production, virus detection and testing, and vector management in nurseries. Visit the National Clean Plant Network (NCPN) - Berries website at www.ncpnberries.org for more information.

- ***Inspect, sample, and test planting fields for target viruses.*** Visit www.ncpnberries.org for suggested inspection times, sampling protocols, and certifying agencies.
- ***Follow best management practices that target virus vectors***, particularly strawberry aphids and the greenhouse whitefly, to help reduce the chance of infection. Visit www.ncpnberries.org for specific management practices relevant to various production materials and practices.

Reference: Martin, R. R. and Tzanetakis, I. E. 2013. High risk strawberry viruses by region in the United States and Canada: implications for certification, nurseries, and fruit production. *Plant Disease* 97(10):1358-1362.

Pre-plant Dips

Several products are registered as plant dips to manage pathogens or to protect plants just prior to field setting, but only a limited amount of research has been done with plant dips. In general, these treatments are not recommended except under specific circumstances, for example, if a disease has been diagnosed to be on the transplants. Products not labeled for dip treatments should not be used for dips, since poor plant performance has been observed in research trials.

Abound (FRAC 11) — Mix 5 to 8 fl oz/100 gal of water. Dip plants for 2 to 5 minutes. Transplant treated plants as quickly as possible. This treatment has been developed for bare root transplants with a known problem of anthracnose. The dip is a whole plant dip, and some growers do not re-use the water for fear of spreading angular (bacterial) leaf spot and other diseases. It is reasonable to expect these fungicides to have some *Rhizoctonia* suppressive activity, but there are no research results to demonstrate a benefit. For managing *Rhizoctonia*, a root dip should suffice, rather than dipping whole plants. *Rhizoctonia* (and the black root rot problem) builds up over time; it is doubtful that a root dip would offer much benefit for season long control. Growers must ensure root dip waste is properly disposed.

Switch 62.5WG (FRAC 9 + 12) — Switch offers options for treating plants known to be infected with *Colletotrichum* species (anthracnose) and has shown good efficacy in reducing losses due to the crown rot pathogen in bare root transplants (*Colletotrichum gloeosporioides*). Use 5 to 8 fl oz/100 gal water. Wash transplants to remove excess soil prior to dipping. Completely immerse planting stock in dip solution. Dip or expose plants for a minimum of 2 to 5 minutes. Do not reuse solution. Growers must ensure proper disposal of root dip waste. Plant treated plants as quickly as possible. Delayed planting could cause plant stunting.

Zivion™ S (FRAC 48) is a liquid formulation of natamycin to control anthracnose (*Colletotrichum* spp.), Verticillium wilt, and charcoal rot (*Macrophoma phasiolina*). The active ingredient is derived from the bacterium *Streptomyces natalensis* and produced by microbial fermentation. **Zivion may not be registered for use in all states.** Apply as root or whole plant dip treatment prior to planting. Mix 6-12 fl oz (0.04-0.08 lb natamycin) of Zivion S per 10 gal of water. Dip plants for a minimum of 2 minutes, but no more than 5 minutes. Plant treated plants after dip application. Transplants should be washed to remove excess soil prior to dipping.

Phosphites/fosetyl-Al (FRAC P07, formerly FRAC 33) — Dip plants in 2.5 lb/100 gal (Aliette WDG), 2 pt/100 gal (ProPhyt), or 2.5 – 5.0 pt/100 gal (Phostrol) for 15 to 30 minutes and then plant within 24 hours after treatment. This treatment should help to suppress *Pythium* and *Phytophthora* problems.

Little data are available for other plant dip products, including **OxiDate**, and it is doubtful that they offer management of root diseases. In most cases, root pathogens are internal to the tissue and are not controlled by surface disinfectants.

Pre-planting and Early Post-planting: Nematode Management						
Pest/Problem	Management Options	Amount of Formulation per Acre	Effectiveness	REI	PHI	Comments
Nematodes (root-knot, lesion, sting, and foliar)	fluensulfone (Nimitz)	3.5 to 7 pt/ treated A	See comments	12 hr	0 days	Nimitz is a selective nematicide. It has not been extensively tested on strawberry in the Southeast and Mid-Atlantic states, but research on other crops in these areas and on strawberry elsewhere suggests moderate to good activity – not quite as effective as soil fumigant standards – against most major plant-parasitic nematode species. Apply via drip or incorporated spray at least 7 days before planting. Soil temperature must be 60°F or above. Soil incorporation in the top 6-8 inches is critical. Irrigating (0.5-1 inches) 2-5 days after application is recommended. Do not apply more than 1 application per crop. Do not apply more than 3.5 lb fluensulfone per acre per calendar year.
	heat-killed <i>Burkholderia</i> spp. strain A396 (Majestene)	4 to 8 qt	See comments	4 hr	0 days	Majestene is a biological nematicide approved for organic strawberry production. It has not been extensively field-tested on strawberry in the Southeast and Mid-Atlantic states, but research to date suggests useful activity against major plant-parasitic nematodes. Apply via drip or incorporated spray. Can be applied prior to planting, at planting or shortly thereafter, and again later in the season. Higher rates are likely more effective, and repeated applications also increase the extent and duration of nematode control. If nematode populations are high, it should be combined with other products. OMRI-listed.
	fluopyram (Velum Prime)	6 to 6.8 fl oz	See comments	12 hr	0 days	Fluopyram has fungicide and nematicidal activity. Velum Prime has not been extensively tested on strawberry in the Southeast and Mid-Atlantic states, but research on other crops in these areas and on strawberry elsewhere suggests moderate to good activity. Apply via drip or incorporated spray. Can be applied prior to planting, at planting or shortly thereafter, and again later in the season. However, do not apply more than 13.7 fl oz of product per acre per year. Do not apply more than 0.446 lb of fluopyram per acre per year regardless of formulation or method of application. <i>Note:</i> Luna Sensation and Luna Tranquility are also fluopyram products used as fungicides. FRAC 7.

Fumigants

New fumigant labels require extensive risk mitigation measures including fumigant management plans (FMPs), buffer restrictions, worker protection safety standards, and other measures. Details are on the labels and at <http://www2.epa.gov/soil-fumigants>. Some fumigants are registered for use on multiple crops but with crop- or soil-type -specific rates; others are registered for use on specific crops and/or in certain states only. Not all products are registered for use in all states. Follow all labels carefully.

Registered Fumigants or Fumigant Combinations for Managing Soilborne Nematodes, Diseases, and Weeds in Plasticsulture Strawberries¹						
Product	Rate per Treated Acre²		Relative Efficacy³			
	Volume (gal)	Weight (lb)	Nematodes	Disease	Nutsedge	Weeds: Annual
Pic-Clor 60 (chloropicrin + 1,3-dichloropropene)	48.6	588	E	E	P	G
Pic-Clor 60 EC ⁴ (chloropicrin + 1,3-dichloropropene)	42.6	503	E	E	P	G
Pic-Clor 80 (chloropicrin + 1,3-dichloropropene)	34	440	G	E	P	F
InLine ⁴ (1,3-dichloropropene + chloropicrin)	29 to 57.6 (see label)	325 to 645 (see label)	E	E	P	G
Telone C-35 (1,3-dichloropropene + chloropicrin)	39 to 50	437 to 560	E	E	P	F
chloropicrin ⁵ + metam sodium ⁵	see labels + see labels	see labels + see labels	VG	E	F	VG
chloropicrin ⁵	see labels	see labels	F	E	ND	ND
Tri-Pic 100EC ⁴ (chloropicrin)	8 to 24	100 to 300	F	E	ND	ND
metam potassium ⁵	see labels	see labels	G	G	P	VG
metam sodium ⁵	see labels	see labels	G	G	P	VG
Dominus ⁶ (allyl isothiocyanate)	25 to 40*	212 to 340*	F	G	P	G
Telone II (1,3-dichloropropene)	15 to 27	153 to 275	E	P	ND	ND
Telone EC ⁴ (1,3-dichloropropene)	9 to 24*	91 to 242*	E	P	ND	ND

¹ Fumigants with lower efficacy against weeds may require a complementary herbicide or hand-weeding program, although use of virtually impermeable film (VIF) or totally impermeable film (TIF) may increase weed control, particularly with Telone C35. Refer to the Herbicide Recommendation section of this guide for directions pertaining to herbicide applications. Telone can persist more than 21 days under cool or wet soil conditions.

² Rates can sometimes be reduced if products are applied with VIF or TIF.

³ Efficacy Ratings: The efficacy of a management option is indicated by E = excellent, VG = very good, G = good, F = fair, P = poor, and ND = no data. These ratings are benchmarks; actual performance will vary.

⁴ Product is formulated for application through drip lines under a plastic mulch; efficacy is dependent on good distribution of the product in the bed profile.

⁵ Metam potassium can be Metam KLR, K-Pam, Sectagon K54 or other registered formulations and should be used in soils with high sodium content. Metam sodium can be Vapam, Sectagon 42, Metam CLR or other registered formulations. Chloropicrin can be applied by itself (e.g. Pic100) but is usually applied as a mixture with 1,3-dichloropropene.

⁶ Dominus is registered but there is limited experience with the product through university or independent trials in our region; growers may want to consider this on an experimental basis. Planting interval is 10 days. The active ingredient allyl isothiocyanate is similar to the active ingredient in metam sodium products (methyl isothiocyanate) and is likely to behave in a similar manner with a similar pest control profile.

* Labelled rates are per *broadcast-equivalent* acre, NOT per treated acre.

Fungicide Resistance Management Recommendations (See page 40 for more details)

Botrytis cinerea (Botrytis fruit rot (sometimes referred to as gray mold) and Botrytis crown rot) historically has a high potential to develop resistance, and recent data suggest a high percentage of strains are resistant to several important fungicides. Therefore, it is important to give these recommendations serious consideration:

1. Limit the number of times fungicides of the same group (same FRAC code) are applied in a single year.
2. Tank-mix a broad-spectrum fungicide such as **captan (FRAC M04) or thiram with Topsin M (a benzimidazole fungicide, FRAC 1) since Topsin M no longer has Botrytis activity due to resistance but is helpful for several early season foliar diseases, if present.**
3. Resistance profiles vary from farm-to-farm. Sample Botrytis fruit rot populations for their resistance profile through the University of Georgia (<https://site.caes.uga.edu/alimdl/fungicide-resistance-testing/>; details on page 41).

It is currently suggested that the strobilurin (QoI) fungicides (FRAC 11; e.g. Abound, Cabrio, Merivon, Pristine, and Quadris Top) not be used to control Botrytis and other disease problems but be saved for use in controlling anthracnose fruit rot (AFR) when there is a high potential for disease pressure. Captan or thiram should help suppress anthracnose when utilized in Botrytis or other disease control applications, but the QoI fungicides are currently the most effective materials for control of anthracnose. Some of these QoI fungicides may have activity against multiple pathogens other than the anthracnose pathogens, but unless anthracnose occurs in conjunction with these other diseases of concern, it is suggested that the QoI fungicides not be used. With only 4-5 total applications of the QoI fungicides per crop, it is an imperative that they be utilized effectively. Also, resistance management is extremely important with the QoI fungicides; make sure to follow all resistance management guidelines. Recently, we have documented reduced activity with azoxystrobin (Abound) with certain strains of the AFR pathogen. Other strains appear to be resistant to all QoI fungicides. Cabrio, Merivon, or Pristine have offered better control of AFR in recent research efforts AND if the strains are not resistant to QoI fungicides. If resistance is known, see page 40 for additional details.

Anthracnose crown rot (ACR) (*Colletotrichum gloeosporioides* species complex) — Most plantings are rarely at risk for ACR. Thus, fungicides may not be needed. In most cases, contaminated plant sources are identified before or soon after planting. Know your plant source. ACR primarily comes in with the transplants. If present, anthracnose on plants can cause petiole lesions (black sunken areas), stunting, and plant death. Fall fungicide applications will be required for *Colletotrichum* only if plant source problems are identified, usually appearing as symptomatic plants or assayed for quiescent infections. **Research results show that QoIs are more effective against the fruit rot pathogen (*Colletotrichum acutatum* species complex) compared to the crown rot pathogen. Captan, Topsin M, or Switch are effective for controlling the crown rot pathogen.** In general, it is BEST to save the QoI (FRAC 11) chemistry for spring applications and protect the fruit if anthracnose (*acutatum*) is known to be present. Failure in management of some *acutatum* populations has been observed due to resistance to the QoI fungicides (FRAC 11) (see above). See section on [Pre-plant Dips](#) for anthracnose. Note: In some geographic locations, *Colletotrichum acutatum* species complex has been found to cause ACR; this may have an effect on fungicide efficacy.

Powdery mildew — Monitor the field for the first signs of powdery mildew (leaf distortion and discoloration). Mildew in the fall does not appear to cause significant damage and may not reappear in the spring. **Therefore, most growers will not need to spray for powdery mildew.** However, fields have been observed in the fall with severe foliar disease incidence, and plant productivity may then be hampered, justifying control measures. Likewise, if powdery mildew pressure occurs in the spring and affects the fruit, the fruit will have a dull appearance and be unmarketable unless managed well. High tunnels favor powdery mildew development. **QoIs, in general, and Protocol are registered and effective for powdery mildew but are not recommended when only powdery mildew is present to avoid fungicide resistance selection in the anthracnose and *Botrytis* pathogens.**

Planting and Early Post-planting: Disease Management						
Pest/Problem	Management Options	Amount of Formulation per Acre	Effectiveness	REI	PHI	Comments
<i>NOTE: A treated acre is the amount of area under the plastic, i.e. in most strawberry fields there is about one acre under plastic on two acres of land.</i>						
Red stele; Phytophthora crown/root rots	mefenoxam (Ridomil Gold SL) (Ultra Flourish)	1 pt/A 2 pt/A	VG	See label See label	0 days 0 days	Apply in sufficient water in drip applications to move the fungicide into the root zone. **See labels for instructions regarding rates to be used in drip and band applications.** REI varies and is dependent upon method of application. FRAC 4. See labels for limits of mefenoxam containing products per crop. Ridomil Gold SL: Do not exceed 3 applications per crop. Ultra Flourish: Do not exceed 6 pt per acre per year.
	oxathiapiprolin + mefenoxam (Orondis Gold)	20.0 – 62.0 fl oz/A	VG	See label	28 days	Product should be applied through drip application. Do not apply more than two sequential applications before switching to a product with a different mode of action. Do not apply more than 2 applications per year at the maximum rate. <i>In new plantings</i> , the first application should be made soon after planting and the second application should be made 30 days before the beginning or harvest or at fruit set. <i>In established plantings</i> , the first application should be made in the spring before first bloom and the second application should be made after harvest. See label for other restrictions and limits. FRAC 49 + 4.
	phosphites (ProPhyt) (Phostrol) [other products available]	(foliar) 2 to 4 pt 2.5 to 5.0 pt See labels	F	4 hr 4 hr See labels	0 days See label See labels	Listed rates are for foliar applications. See product labels for rates specified for use for dip applications. Phosphite-based chemicals are not as effective as Ridomil Gold. Consider phosphites if the pathogen is known to be resistant to mefenoxam or if root systems are poor AND foliage is healthy for chemical uptake. Do not apply more than 30 lb of Aliette WDG per acre per season. Check other product labels for season limits. Check the registration status of products prior to use. Not all products are registered for use in all states. FRAC P07.
	fosetyl-Al (Aliette WDG)	(foliar) 2.5 to 5.0 lb	F	12 hr	12 hr	
<i>Rhizoctonia</i> sp. (seedling root rot, basal stem rot)	azoxystrobin (Abound) [other products available]	0.40 to 0.80 fl oz/ 1,000 row feet See labels	F	4 hr See labels	0 days See labels	This is a drip irrigation application method. Can be considered especially for plug plants with poor root systems or plants placed into non-fumigated beds or beds with excess water in heavy soils. See label for specific rate applications and limits for banded and in-furrow applications based on row spacing. FRAC 11.

Planting and Early Post-planting: Disease Management						
Pest/Problem	Management Options	Amount of Formulation per Acre	Effectiveness	REI	PHI	Comments
Charcoal rot	flutriafol (Rhyme)	7 fl oz	F	12 hr	0 days	Product is to be applied through drip irrigation. Do not apply more than 4 applications per year. Do not apply more than 28 fl oz of product per acre per year. FRAC 3.
Powdery mildew only	Powdery mildew is not a common problem at this time of year; it may come in on transplants but usually does not persist or present an economic problem in open fields. There is a greater risk of powdery mildew in high tunnels. FRAC 11 products or product mixtures with FRAC 11 fungicides are labeled for use against powdery mildew but are not recommended for powdery mildew management in order to optimize FRAC 11 fungicide use for AFR management.					
	triflumizole (Procure 480SC)	4 to 8 fl oz	E ^R	12 hr	1 day	Check label for prohibited rotational crops. Do not plant leafy or fruiting vegetables within 30 days after application. Do not plant bulb or root vegetables within 60 days after application. Do not plant cotton, small cereal grains and all other crops not registered within one year of application. Do not apply more than 4 applications of product per crop per year. Do not apply more than 32 fl oz of product per crop per year. FRAC 3.
	myclobutanil (Rally 40WSP)	2.5 to 5 oz	E ^R	24 hr	1 day	Rally is registered for control of leaf spot, leaf blight, and powdery mildew. Do not apply more than 30 oz of product per acre per year. FRAC 3.
	flutriafol (Rhyme)	5 to 7 fl oz	E ^R	12 hr	0 days	Rhyme is registered for control of powdery mildew and for drip application to manage charcoal rot. Do not apply more than 4 applications per year. Do not apply more than 28 fl oz of product per acre per year. FRAC 3.
	quinoxifen (Quintec)	4 to 6 fl oz	E	12 hr	1 day	Do not use more than 4 times per crop and no more than 2 times in a row before switching to a product with a different mode of action. Rotate with other mildewcides. Do not apply more than 24 fl oz of product per acre per crop. See label for additional restrictions. FRAC 13.
	flutianil (Gatten)	6.0 to 8.0 fl oz	E	12 hr	0 days	Do not apply more than 5 applications per year. Do not apply more than 0.132 lb flutianil per acre per year. Crop can be harvested after product has dried. Gatten is not registered for use in all states; check state registration status prior to use. FRAC U13.
	sulfur (various products and formulations)	<i>See labels</i>	G	<i>See labels</i>	<i>See labels</i>	Spray as needed. Avoid using in middle of a hot sunny day that may cause leaf burning. See label for additional restrictions. FRAC M02.

Planting and Early Post-planting: Disease Management

Pest/Problem	Management Options	Amount of Formulation per Acre	Effectiveness	REI	PHI	Comments
Anthracnose crown and fruit rot	Anthracnose crown rot (ACR) and anthracnose fruit rot (AFR) primarily come in with transplants. Inspect plants on arrival, and scout after establishment. If present, anthracnose on plants can cause petiole lesions (black sunken areas), stunting, and plant death. Captan and thiram are recommended for preventative fungicide applications at this time in the season. If anthracnose is confirmed on plants, see “Early Bloom (10%) and into Harvest” for more effective fungicide recommendations. *** SEE RESISTANCE MANAGEMENT RECOMMENDATIONS ON PAGES 24 AND 40 for additional details.***					
	captan (Captan 50W) (Captan 80 WDG) (Captan 4L) [other products available]	See label See label See label See labels	G	24 hr 24 hr 24 hr See labels	1 day 1 day 1 day See labels	See product labels for product and/or active ingredient season limits. In plantings known to be infected with the anthracnose crown rot pathogen, consider applying captan plus thiophanate-methyl (FRAC 1) at 10- to 14-day intervals for a total of 2 to 3 applications in the fall. FRAC M04.
	thiram (Thiram SC)	2.0 – 2.5 qt	F	24 hr	1 day	Thiram is a broad-spectrum fungicide similar to captan. Do not apply more than 5 applications (12.4 qt product) per year west of the Mississippi River or more than 12 applications per year (29.7 qt product) east of the Mississippi River. See label for active ingredient limits per acre per year and for other restrictions. FRAC M03.
	*** SEE RESISTANCE MANAGEMENT RECOMMENDATIONS ON PAGES 24 AND 40.***					

Post-planting: Insect Management

Pest/Problem	Management Options	Amount of Formulation per Acre	Effectiveness	REI	PHI	Comments
Crickets	Crickets are an infrequent problem in strawberries and rarely require management.					
	carbaryl (Sevin 4F) (Sevin XLR)	1 to 2 qt 1 to 2 qt	G	12 hr 12 hr	7 days 7 days	Repeated use of carbaryl may flare spider mite populations. DO NOT apply when bees are foraging. IRAC 1A.
	malathion (Malathion 57 EC) (Malathion 8 Flowable) <i>[other products available]</i>	1.5 to 3 pt 1.5 to 2 pt <i>See labels</i>	F	12 hr 12 hr <i>See labels</i>	3 days 3 days <i>See labels</i>	Apply when damage is first noted. DO NOT apply when bees are foraging. IRAC 1B.
Cutworms	Cutworms are usually more of a problem in matted-row culture or weedy plantings. Scout for cutworm damage and presence after transplant. Early morning is best for scouting.					
	chlorantraniliprole (Coragen)	3.5 to 7.5 fl oz	E	4 hr	1 day	IRAC 28.
	methoxyfenozide (Intrepid 2F)	6 to 12 fl oz	VG	4 hr	3 days	IRAC 18.
	spinosad (Entrust 80W) (Entrust SC)	1.25 to 2 oz 4 to 6 fl oz	VG	4 hr 4 hr	1 day 1 day	Rotate to a different class of insect control products after 2 successive applications of spinosad. See product labels for season limits and additional restrictions. Entrust is OMRI-listed. IRAC 5.
	<i>Bacillus thuringiensis</i> (Bt) (many products)	<i>See labels</i>	G	<i>See labels</i>	<i>See labels</i>	Many Bt formulations are OMRI-listed . Bt insecticides have a short residual. Heavy infestations may need repeated applications. Applications are more effective against young larvae. IRAC 11B2.
	carbaryl (Sevin 4F) (Sevin 4 XLR)	1 to 2 qt 1 to 2 qt	G	12 hr 12 hr	7 days 7 days	Repeated use of carbaryl can cause spider mite problems. Apply late in the day when plants clipped at the base are first noticed. DO NOT apply when bees are foraging. IRAC 1A.
	Malathion (Malathion 57 EC) (Malathion 8 Flowable)	1.5 to 3 pt 1.5 to 2 pt	G	12 hr 12 hr	3 days 3 days	Malathion 8 Flowable can be applied via drip lines, allowing treatment under plastic if cutworms are present. IRAC 1B.
Cyclamen mites	abamectin (Agri-Mek SC)	3.5 fl oz	VG	12 hr	3 days	Apply in sufficient water to obtain good coverage into the crown of the plant. To avoid illegal residues, Agri-Mek must be mixed with a non-ionic type of wetting/spreading/penetrating adjuvant. Do not use a binder sticker type adjuvant. IRAC 6.

Post-planting: Insect Management						
Pest/Problem	Management Options	Amount of Formulation per Acre	Effectiveness	REI	PHI	Comments
Cyclamen mites (cont'd)	fenpyroximate (Portal XLO)	2 pt	ND	12 hr	1 day	Limited data on Portal is available in the Southeast. IRAC 21A.
Strawberry clippers	All common plasticulture varieties and many matted row varieties compensate for bud loss due to strawberry clipper injury, and clippers do not typically justify treatment. Materials effective against clippers are also toxic to honey bees.					
	bifenthrin (Brigade WSB)	6.4 to 32 oz	VG	12 hr	0 days	DO NOT apply when bees are foraging. IRAC 3.
	fenpropathrin (Danitol 2.4 EC)	16 to 21.33 fl oz	VG	24 hr	2 days	DO NOT make more than 2 applications per crop per season. Apply in at least 100 gal of water per acre. DO NOT apply when bees are foraging. IRAC 3A.
	carbaryl (Sevin XLR)	1 to 2 qt	G	12 hr	7 days	If carbaryl is your material of choice for strawberry clippers, Sevin XLR will have a lower impact on bees. Apply material at dusk when bees are not foraging and allow the maximum amount of dry time before bees become active. IRAC 1A.
Twospotted spider mites	Check with local Cooperative Extension specialists to determine twospotted spider mite treatment thresholds in your area.					
	Predatory mites (<i>Phytoseiulus persimilis</i> , <i>Neoseiulus fallacis</i> , and others)	Release rates vary based upon predatory species and prey density	Very important Effectiveness: VG	N/A	N/A	In general, release 2 to 3 mites per plant when mite populations are low and 5 predators per plant when populations are high. Predatory mite releases must be initiated at or before twospotted spider mites reach threshold levels (5 mites per leaflet), and spider mite populations must be followed closely after predatory mite releases because they may vary in efficacy.
	acequinocyl (Kanemite 15 SC)	21 to 31 fl oz	E	12 hr	1 day	Allow 21 days between treatments. Do not make more than 2 applications per season. Use in a minimum of 100 gal/acre. Use in a minimum of 100 gal/acre. IRAC 20B.
	bifenazate (Acramite 50WS) (Acramite-4SC)	0.75 to 1 lb 12 to 16 fl oz	E	12 hr	1 day	Acramite 50WS: Allow 21 days between treatments. Do not make more than 2 applications per season. Use in a minimum of 100 gal/acre. Acramite-4SC: Allow 21 days between treatments. Do not make more than 2 applications per crop cycle with up to 2 crop cycles per year. IRAC 20D.
	bifenazate (Vigilant 4SC)	12-16 fl oz	ND (likely similar to Acramite)	12 hr	1 day	Allow 21 days between treatments. Use only 2 applications per year. Use in a minimum of 100 gal/acre. IRAC 20D.

Post-planting: Insect Management

Pest/Problem	Management Options	Amount of Formulation per Acre	Effectiveness	REI	PHI	Comments
Twospotted spider mites (cont'd)	cyflumetofen (Nealta)	13.7 fl oz	E	12 hr	1 day	Use only 2 applications per year. Use in a minimum of 50 gal/acre. Allow 14 days between applications. Use an effective miticide with a different mode of action between applications. IRAC 25.
	spiromesifen (Oberon 2 SC)	12 to 16 fl oz	E	12 hr	3 days	Make no more than 3 applications per crop. Use in a minimum of 100 gal/acre. IRAC 23.
	abamectin (Agri-Mek SC)	3.5 fl oz	VG	12 hr	3 days	Make 2 applications 7 to 10 days apart when mites first appear. Do not exceed 64 fl oz per acre in a growing season. Apply in a minimum of 100 gal of water per acre. Do not repeat treatment within 21 days of second application. For resistance management, do not use in strawberry nurseries. IRAC 6.
	etoxazole (Zeal 72 WSP)	2 to 3 oz	VG	12 hr	1 day	Make only 1 application per crop. DO NOT apply more than 3 oz per acre per crop. Use in a minimum of 100 gal/acre. IRAC 10B.
	fenpyroximate (Portal XLO)	2 pt	VG	12 hr	1 day	Do not make more than 2 applications per crop cycle. Allow 14 days between applications. Use in a minimum of 25 gal/acre. IRAC 21A.
	hexythiazox (Savey 50 DF)	6 oz	VG	12 hr	3 days	Controls eggs and immature mites but not adults. Use only once. DO NOT apply more than 6 oz per crop, 1 application per year. DO NOT use in strawberry nurseries. If many adult mites are present, use a material effective on adult mites, such as Agri-Mek. IRAC 10A.
	insecticidal soap (M-Pede)	1 to 2 gal per 100 gal	F	12 hr	0 days	Thorough coverage is needed. Plant damage has been noted under particularly cold or hot conditions. For best results begin use with low mite populations.
	rosemary & peppermint oils (Ecotec Plus)	1 to 4 pt per 100 gal or 2 to 6 fl oz per 10 gal	F	0 hr	0 days	Because oils lack the residual activity of conventional insecticides, they may need to be applied repeatedly for control. Plant damage has been noted for some oils under some weather conditions. Ecotec and Ecotrol are OMRI-listed.
	(Ecotrol Plus)	1 to 4 pt per 100 gal	F	0 hr	0 days	
sucrose octanoate (SucraShield)	0.8 to 1.0 % v/v	F	48 hr	0 days	Data for SucraShield against twospotted spider mites are limited. Apply in a volume of 100 to 200 gal per acre. OMRI-listed.	

Post-planting: Insect Management

Pest/Problem	Management Options	Amount of Formulation per Acre	Effectiveness	REI	PHI	Comments
Twospotted spider mites (cont'd)	horticultural oils (JMS Stylet Oil) (Organic JMS Stylet Oil) (Omni Supreme Spray) <i>[other products available]</i>	3 qt per 100 gal 3 qt per 100 gal 1 to 2% by volume in 200 gal <i>See labels</i>	G	4 hr 4 hr 12 hr <i>See labels</i>	0 days 0 days 0 days <i>See labels</i>	Oils should not be applied 48 hours or less before freezing temperature, at temperatures over 90°F, or to water-stressed plants. Use sufficient water to achieve coverage; a volume of 100 to 200 gal per acre is recommended. For best results begin use with low mite populations. Because oils lack the residual activity of conventional insecticides, they may need to be applied repeatedly to control mites. Organic JMS Stylet Oil is OMRI -listed.

New Leaf Growth to Pre-bloom: Disease Management

Pest/Problem	Management Options	Amount of Formulation per Acre	Effectiveness	REI	PHI	Comments
CAUTION: Some fungicides may negatively impact bees during bloom. When possible, apply all necessary bloom period treatments at dusk, when bees are not foraging, and allow for the maximum dry time possible between application and when foraging resumes.						
Anthracnose crown rot and fruit rot	ACR and AFR primarily come in with transplants. Scouting plants after establishment is recommended. If present, anthracnose on plants can cause petiole lesions (black sunken areas), stunting, and plant death. Captan and thiram are recommended for preventative fungicide applications at this time in the season. If anthracnose is confirmed on plants, see “Early Bloom (10%) and into Harvest” for more effective fungicide recommendations. *** SEE RESISTANCE MANAGEMENT RECOMMENDATIONS ON PAGES 24 AND 40 for additional details.***					
	captan (Captan 50W) (Captan 80 WDG) (Captan 4L) [other products available]	See label See label See label See labels	G	24 hr 24 hr 24 hr See labels	1 day 1 day 1 day See labels	See product labels for product and/or active ingredient season limits. In plantings known to be infected with the anthracnose crown rot pathogen, consider applying captan plus thiophanate-methyl (FRAC 1) at 10- to 14-day intervals for a total of 2 to 3 applications in the fall. FRAC M04.
	thiram (Thiram SC)	2.0 – 2.5 qt	F	24 hr	1 day	Thiram is a broad-spectrum fungicide similar to captan. Do not apply more than 5 applications (12.4 qt product) per year west of the Mississippi River or more than 12 applications per year (29.7 qt product) east of the Mississippi River. See label for active ingredient limits per acre per year and for other restrictions. FRAC M03.
Botrytis crown rot may occur during warm winter periods after early bloom is killed by frost and colonized by <i>Botrytis</i> . The pathogen typically grows down the flower stem (peduncle) and colonizes the upper crown tissue, causing death of the leaf petioles, particularly if plants are large or planted densely.						
Botrytis crown rot	*** SEE RESISTANCE MANAGEMENT RECOMMENDATIONS ON PAGES 24 AND 40.***					
	iprodione (Rovral 4F)	(foliar spray) 1.5 to 2 pt (alone) 1.0 pt (tank-mix)	VG	24 hr	See comments	Do not apply after first fruiting flower. Do not make more than one application of product per season. Do not apply more than 2 pt of product per acre per season (stand-alone) or 1 pt of product per acre per season (tank-mix). Crown rot control during the early winter and prior to bloom may be the most effective use of the one Rovral application allowed in strawberries. FRAC 2.
	captan (Captan 50W) (Captan 80WDG) (Captan 4L) [other products available]	See label See label See label See labels	F	24 hr 24 hr 24 hr See labels	1 day 1 day 1 day See labels	See product labels for product and/or active ingredient season limits. FRAC M04.
*** SEE RESISTANCE MANAGEMENT RECOMMENDATIONS ON PAGES 24 AND 40.***						

New Leaf Growth to Pre-bloom: Disease Management						
Pest/Problem	Management Options	Amount of Formulation per Acre	Effectiveness	REI	PHI	Comments
CAUTION: Some fungicides may negatively impact bees during bloom. When possible, apply all necessary bloom period treatments at dusk, when bees are not foraging, and allow for the maximum dry time possible between application and when foraging resumes.						
Botrytis crown rot (cont'd)	*** SEE RESISTANCE MANAGEMENT RECOMMENDATIONS ON PAGES 24 AND 40.***					
	thiram (Thiram SC)	1.5 – 2.5 qt	F	24 hr	1 day	Thiram is a broad-spectrum fungicide similar to captan. Do not apply more than 5 applications (12.4 qt product) per year west of the Mississippi River or more than 12 applications per year (29.7 qt product) east of the Mississippi River. See label for active ingredient limits per acre per year and for other restrictions. FRAC M03.
Botrytis crown rot and fruit rot	Remove dead and dying leaves just before bloom	N/A	Importance: F Efficacy: G	N/A	N/A	Symptomatic leaf removal is effective but may not be economical if fungicides are heavily used for Botrytis management. If anthracnose fruit rot is present, hand-pruning plants may create more anthracnose disease problems. Note: Do not use QoI fungicides; these should be saved for use as fruit develop and to avoid selection of resistant populations.
*** SEE RESISTANCE MANAGEMENT RECOMMENDATIONS ON PAGES 24 AND 40.***						
Leaf spots, leaf blights, and powdery mildew generally do not become economically important diseases in the fall or early spring. Thus, fungicides are generally not required for these problems. Thresholds have not been established, so the need for fungicides should be determined on a farm-by-farm basis depending on the disease pressure present. Phomopsis and leaf spot may be associated with plant sources; therefore, disease incidence can vary from year to year. Warm, wet weather favors disease progress. In the spring, monitor fields closely observing the underside of strawberry leaves to determine if powdery mildew is present. See previous notes on powdery mildew on pages 24 and 25. FRAC 11 products or mixtures with FRAC 11 fungicides are labeled but not listed to manage powdery mildew and leaf spots in order to optimize FRAC 11 fungicide use for anthracnose fruit rot control.						
Common leaf spot, leaf scorch, leaf blight (e.g. <i>Mycosphaerella</i> , <i>Phomopsis</i> , <i>Gnomonia</i>)	myclobutanil (Rally 40WSP)	2.5 to 5 oz	VG	24 hr	1 day	Rally is registered for control of leaf spot, leaf blight, and powdery mildew. Do not apply more than 30 oz of product per acre per year. FRAC 3.
	captan (Captan 50W) (Captan 80 WDG)	See label See label	G	24 hr 24 hr	1 day 1 day	When foliar symptoms appear, make 1 or 2 captan applications plus thiophanate-methyl (FRAC 1) at a 10- to 14-day interval for better control than captan products alone would provide. See product labels for product and/or active ingredient season limits. Do not tank mix captan products with highly alkaline pesticides, such as Bordeaux mixture. See resistance management notes on page 24. FRAC M04 + FRAC 1.
	+ thiophanate-methyl (Topsin M WSB) [other products available]	0.75 to 1 lb See labels		24 hr See labels	1 day See labels	

New Leaf Growth to Pre-bloom: Disease Management

Pest/Problem	Management Options	Amount of Formulation per Acre	Effectiveness	REI	PHI	Comments
CAUTION: Some fungicides may negatively impact bees during bloom. When possible, apply all necessary bloom period treatments at dusk, when bees are not foraging, and allow for the maximum dry time possible between application and when foraging resumes.						
Common leaf spot, leaf scorch, leaf blight (cont'd)	captan (Captan 50W)	See label	F	24 hr	1 day	See product labels for product and/or active ingredient season limits. Do not tank mix captan products with highly alkaline pesticides, such as Bordeaux mixture. <i>See resistance management notes on page 24. FRAC M04.</i>
	(Captan 80 WDG)	See label		24 hr	1 day	
	(Captan 4L)	See label		24 hr	1 day	
	[other products available]	See labels		See labels	See labels	
Powdery mildew only	triflumizole (Procure 480SC)	4 to 8 fl oz	E ^R	12 hr	1 day	Check label for prohibited rotational crops. Do not plant leafy or fruiting vegetables within 30 days after application. Do not plant bulb or root vegetables within 60 days after application. Do not plant cotton, small cereal grains and all other crops not registered within one year of application. Do not apply more than 4 applications of product per crop per year. Do not apply more than 32 fl oz of product per crop per year. FRAC 3.
	myclobutanil (Rally 40WSP)	2.5 to 5 oz	E ^R	24 hr	1 day	Rally is registered for control of leaf spot, leaf blight, and powdery mildew. Do not apply more than 30 oz of product per acre per year. FRAC 3.
	flutriafol (Rhyme)	5 to 7 fl oz	E ^R	12 hr	0 days	Rhyme is registered for control of powdery mildew and for drip application to manage charcoal rot. Do not apply more than 4 applications per year. Do not apply more than 28 fl oz of product per acre per year. FRAC 3.
	quinoxifen (Quintec)	4 to 6 fl oz	E	12 hr	1 day	Do not use more than 4 times per crop and no more than 2 times in a row before switching to a product with a different mode of action. Rotate with other mildewcides. Do not apply more than 24 fl oz of product per acre per crop. See label for additional restrictions. FRAC 13.
	flutianil (Gatten)	6.0 to 8.0 fl oz	E	12 hr	0 days	Do not apply more than 5 applications per year. Do not apply more than 0.132 lb flutianil per acre per year. Crop can be harvested after product has dried. Gatten is not registered for use in all states; check state registration status prior to use. FRAC U13.
	cyflufenamid (Torino)	3.4 oz	VG	4 hr	0 days	Do not make more than 2 applications per year. Do not apply more than 6.8 oz of product per acre per calendar year. Do not apply more than once every 14 days. FRAC U06.

New Leaf Growth to Pre-bloom: Disease Management						
Pest/Problem	Management Options	Amount of Formulation per Acre	Effectiveness	REI	PHI	Comments
CAUTION: Some fungicides may negatively impact bees during bloom. When possible, apply all necessary bloom period treatments at dusk, when bees are not foraging, and allow for the maximum dry time possible between application and when foraging resumes.						
Powdery mildew only (cont'd)	propiconazole (Tilt) [other products available]	4 fl oz See labels	VG ^R	24 hr See labels	0 days See labels	No more than 2 sequential applications should be made before alternating with fungicides that have a different mode of action. Do not apply more than 16 fl oz of Tilt per acre per year. Do not apply more than 4 applications of Tilt per year. Do not apply more than 0.45 lb of propiconazole per acre per year. See other product labels for product specific limits. FRAC 3.
Angular (bacterial) leaf spot (<i>Xanthomonas fragariae</i>)	copper (basic copper sulfate, copper hydroxide, copper salts of fatty and rosin acids, cuprous oxide) (various products and formulations)	See labels	P	See labels	See labels	Angular (bacterial) leaf spot can be a serious problem during cool, wet conditions. These compounds provide some control unless conditions highly favor disease. Repeat applications at 7- to 10-day intervals. Discontinue when phytotoxicity appears, usually after 4 to 5 applications. Check product labels to be sure that products are labeled for use on strawberry. Individual products have various percentages of active ingredient. Follow all instructions on the specific product label. FRAC M01.
	acibenzolar-S-methyl (Actigard 50WG)	0.5 to 0.75 oz	P	12 hr	0 days	<i>For suppression.</i> Do not apply within 5 days of transplanting. Do not apply to stressed plants. Do not apply more than 6 oz of product per acre per year. Actigard is a plant activator and has no direct activity on the bacteria. FRAC P01.
Red stele; Phytophthora crown/root rots	mefenoxam (Ridomil Gold SL) (Ultra Flourish)	1 pt/A 2 pt/A	VG	See label See label	0 days 0 days	Strawberry plants initiate considerable root growth in the early spring. Time control applications in problem fields when new growth begins in the spring. Apply in sufficient water to move the fungicide into the root zone. **See labels for instructions regarding rates to be used in drip and band applications.** REI varies and is dependent upon method of application. FRAC 4. See labels for limits of mefenoxam containing products per crop. Ridomil Gold SL: Do not exceed 3 applications per crop. Ultra Flourish: Do not exceed 6 pt per acre per year.

New Leaf Growth to Pre-bloom: Disease Management

Pest/Problem	Management Options	Amount of Formulation per Acre	Effectiveness	REI	PHI	Comments
CAUTION: Some fungicides may negatively impact bees during bloom. When possible, apply all necessary bloom period treatments at dusk, when bees are not foraging, and allow for the maximum dry time possible between application and when foraging resumes.						
Red stele; Phytophthora crown/root rots (cont'd)	oxathiapiprolin + mefenoxam (Orondis Gold)	20.0 – 62.0 fl oz/A	VG	See label	28 days	Product should be applied through drip application. Do not apply more than two sequential applications before switching to a product with a different mode of action. Do not apply more than 2 applications per year at the maximum rate. <i>In new plantings</i> , the first application should be made soon after planting and the second application should be made 30 days before the beginning or harvest or at fruit set. <i>In established plantings</i> , the first application should be made in the spring before first bloom and the second application should be made after harvest. See label for other restrictions and limits. FRAC 49 + 4.
	phosphites (ProPhyt) (Phostrol) <i>[other products available]</i>	(foliar) 2 to 4 pt 2.5 to 5.0 pt <i>See labels</i>	F	4 hr 4 hr <i>See labels</i>	0 days <i>See labels</i> <i>See labels</i>	Phosphite-based chemicals are not as effective as Ridomil Gold. Consider phosphites if the pathogen is known to be resistant to mefenoxam or if strawberry plants have poor root systems AND foliage is healthy for chemical uptake. Do not apply more than 30 lb of Aliette WDG per acre per season. Check the registration status of products prior to use. Not all products are registered for use in all states. Counties in some states, including AR, KY, LA, MS, and NC, have further restrictions for Aliette WDG use. Check product labels for specific instructions, cautions, and restrictions. FRAC P07.
	fosetyl-Al (Aliette WDG)	(foliar) 2.5 to 5.0 lb	F	24 hr	12 hr	

Pre-bloom to Harvest: Insect Management

Pest/Problem	Management Options	Amount of Formulation per Acre	Effectiveness	REI	PHI	Comments
CAUTION: Insecticides may negatively impact bees during bloom. Do not treat unless economically significant populations of insects or mites are present. Apply all necessary bloom period treatments at dusk, when bees are not foraging, and allow for the maximum dry time possible between application and when foraging resumes.						
Aphids	Aphids rarely reach damaging populations in strawberries, and late season populations are often controlled by natural enemies. Aphids should not be treated unless populations exceed 10 per newly expanded leaves and/or excessive sooty mold is present.					
	flupyradifurone (Sivanto 200 SL)	7.0 to 10.5 fl oz	VG	4 hr	0 days	Do not tank mix with azole fungicides (FRAC 3) during bloom period. Apply no more often than every 10 days and no more than 28 fl oz per acre per year. IRAC 4D.
	imidacloprid (Admire Pro)	10.5 to 14 fl oz (soil) 1.3 fl oz (foliar)	VG	12 hr	14 days 7 days	Can be applied through drip irrigation or as a foliar spray. DO NOT apply when bees are foraging or within 10 days of bloom. IRAC 4A.
	thiamethoxam (Platinum) (Actara)	5 to 12 fl oz (soil) 1.5 to 3 oz (foliar)	G	12 hr 12 hr	50 days 3 days	DO NOT apply when bees are foraging; after a Platinum or Actara application, WAIT FIVE DAYS before placing beehives into treated fields. Platinum: Do not apply more than 12 fl oz per acre per year. Actara: Do not apply more than 12 oz per acre per year. Allow 10 days between applications. Note: The long PHI for Platinum makes it useful only as a post-transplant material. IRAC 4A.
	bifenthrin (Brigade 10 WSB)	6.4 to 32 oz	G	12 hr	0 days	The use of broad-spectrum insecticides during bloom will damage honey bee populations. DO NOT apply when bees are foraging. Refer to label. IRAC 3A.
	malathion (Malathion 57 EC) [other products available]	1.5 pt See labels	F	12 hr See labels	3 days See labels	DO NOT apply when bees are foraging. IRAC 1B.
	insecticidal soap (M-Pede)	1 to 2 gal per 100 gal	F	12 hr	0 days	Thorough coverage is needed. Plant damage has been noted under some weather conditions.
Cutworms	See Post-planting: Insect Management recommendations.					
Flower thrips	Thrips populations rarely or sporadically require treatment in strawberries. Because materials effective against thrips are often toxic to pollinators, only treat if damaging populations are present and apply materials in the evening to allow for maximum time between application and bee foraging activity. If using insecticides to manage thrips, rotate between different classes if more than one treatment is made.					
	acetamiprid (Assail 30 SG)	4.0 to 6.9 oz	G	12 hr	1 day	Do not apply when bees are foraging. IRAC 4A.

Pre-bloom to Harvest: Insect Management						
Pest/Problem	Management Options	Amount of Formulation per Acre	Effectiveness	REI	PHI	Comments
CAUTION: Insecticides may negatively impact bees during bloom. Do not treat unless economically significant populations of insects or mites are present. Apply all necessary bloom period treatments at dusk, when bees are not foraging, and allow for the maximum dry time possible between application and when foraging resumes.						
Flower thrips (cont'd)	spinosad (Entrust 80W) (Entrust SC)	1.25 to 2 oz 4 to 6 fl oz	G	4 hr 4 hr	1 day 1 day	Rotate to a different class of insecticide after 2 successive applications. See product labels for season limits and additional restrictions. Entrust is OMRI -listed. Spinosad is highly toxic to pollinators when wet. If treatment is necessary, treat in the evening when bees are not foraging to allow for maximum dry time. IRAC 5.
	spinetoram (Radiant SC)	6 to 10 fl oz	G	4 hr	1 day	Spinetoram is highly toxic to pollinators when wet. If treatment is necessary, treat in the evening when bees are not foraging to allow for maximum dry time. IRAC 5.
Imported fire ants	Ensure that ants are actively foraging before applying baits.					
	pyriproxyfen (Esteem Ant Bait 0.5% B)	1.5 to 2 lb	VG	12 hr	1 day	Esteem Ant Bait is an insect growth regulator (IGR) and acts on the reproductive activity of the queen(s). Apply when ants are actively foraging. Apply during dry weather; do not water for 24 hours after application. See label for individual mound treatment instructions. IRAC 7C.
	methoprene (Extinguish Professional Fire Ant Bait 0.5 % B)	0.75 lb (broadcast)	VG	4 hr	0 days	Extinguish is an IGR and acts on the reproductive activity of the queen(s). Allow at least 3 weeks to see reduction in mound activity and 8 to 10 weeks for mound elimination. Extinguish can be applied as a broadcast or individual mound treatment. See label for instructions for treatment of individual mounds. IRAC 7A.
Slugs and snails	iron phosphate (Sluggo Snail and Slug Bait)	20 to 44 lb	G	0 hr	0 days	Apply in the evening. Some iron phosphate formulations are OMRI -listed, check the label.
	metaldehyde (Deadline Bullets) (Deadline M-Ps)	See label See label	G	12 hr 12 hr	0 days 0 days	Metaldehyde is a systemic toxin. There is no antidote. Application of this product is prohibited unless children and domestic animals can be excluded from the treated area from the start of the application until applied material is no longer visible. **SEE LABELS FOR PRECAUTIONS AND DIRECTIONS FOR USE.** Apply products as a soil surface treatment. Use a band treatment between plant rows. A maximum of three applications are allowed per season. This is a molluscicide (no IRAC code).

Pre-bloom to Harvest: Insect Management

Pest/Problem	Management Options	Amount of Formulation per Acre	Effectiveness	REI	PHI	Comments
<p>CAUTION: Insecticides may negatively impact bees during bloom. Do not treat unless economically significant populations of insects or mites are present. Apply all necessary bloom period treatments at dusk, when bees are not foraging, and allow for the maximum dry time possible between application and when foraging resumes.</p>						
Strawberry clippers	See Post-Planting: Insect Management recommendations.					
Twospotted spider mites	See Post-Planting: Insect Management recommendations.					

Early Bloom (10%) and into Harvest: Disease Management

The primary diseases of concern at early bloom and into harvest are **Botrytis fruit rot (BFR)** and **anthracnose fruit rot (AFR)**. Several **key principles** should be kept in mind:

1. Abound, Cabrio, Merivon, Pristine, Luna Sensation, and some others belong to the same family of chemicals (QoIs; FRAC 11). Pyraclostrobin (Cabrio, Merivon, and Pristine) has offered better control of AFR in recent research efforts. *****No more than two applications of a FRAC 11 fungicide should be made per season for resistance management.***** Strategic timing is necessary. Pristine, Luna Sensation, and Merivon also have a second chemical that has good broad-spectrum activity against a number of diseases, especially those caused by *Botrytis*. QoI resistance has been found in ‘acutatum’ populations in the south. The problem tends to be plant-source-associated.
2. Captan (FRAC M04), thiram (FRAC M03), and Switch (FRAC 9+12) offer a broad spectrum of disease control. Switch is modest against AFR in NC research.
 1. Polyoxin D zinc salt (FRAC 19; Ph-D and OSO 5%SC) is as effective as captan for *Botrytis* at high label rates and can help reduce reliance on fungicides that have resistance concerns.
 2. *****Elevate should not be used more than twice per season due to resistance concerns.***** It is effective against *Botrytis* but no other fungal pathogens.
 3. *****High risk fungicides of the same chemical class (FRAC group) should not be applied in consecutive applications.*****
4. Bloom sprays are the most important for managing *Botrytis*, because 90% of fruit infection occurs through the flower at bloom. Recent research suggests bloom sprays are also critical for AFR control.
5. Fruit rot diseases develop rapidly during wet periods or in poorly ventilated locations. Control is easier when initiated before the problem develops. Spray coverage is important and dependent on nozzle condition, tractor speed, pressure, and plant density. Spray coverage can be checked with water sensitive cards.

Fungicide Selection for Botrytis and Anthracnose Fruit Rot Management

Management of *Botrytis* fruit rot (BFR) and anthracnose fruit rot (AFR) caused by “*Colletotrichum acutatum*” has become more complex. Growers need to use products that work against resistant strains of BFR and manage AFR. We developed a new table to help with the decision process (see table on page 42).

The table (right) shows our current understanding of the efficacy of fungicides for the Southeastern US (north of Florida). Efficacy in the table is indicated as follows: E = excellent, VG = very good, G = good, F = fair, P = poor. A large number of farms are experiencing problems with *Botrytis* strains that are resistant to one or more fungicide. (Color codes match the codes in the MyIPM App).

BOTRYTIS CONTROL: *Botrytis cinerea* historically has a high potential to develop resistance. Therefore, it is important to give these recommendations serious consideration:

1. If a *Botrytis* spray is needed before bloom (e.g. to control *Botrytis* crown rot) use Rovral (FRAC 2).
2. *****Use members of any FRAC group (except M03 or M04) no more than twice per season.***** (For example, if you used Fontelis once and Merivon once you maxed out the 2 applications for FRAC 7 fungicides.)

Product	FRAC Group	BFR	Botrytis Resistance	AFR
Captan	M04	G	None	G
Thiram	M03	G	None	F
Topsin M	1	Not effective	Widespread	Not effective
Rovral	2	G	Prevalent	Not effective
Tilt; generics	3	Not effective	Not applicable	F
Fontelis	7	E	Prevalent	F
Kenja	7	E	NOT prevalent	Not effective
Scala	9	G	Prevalent	Not effective
Pristine	7 + 11	G	Prevalent	E*
Merivon	7 + 11	E	Prevalent	E*
Luna Sensation	7 + 11	E	NOT prevalent	E*
Quadris Top, Quilt Xcel	3 + 11	F	Widespread	E*
Cabrio, Abound, Flint Extra	11	F	Widespread	E*
Miravis Prime	12 + 7	E**	NOT prevalent**	E**
Switch	12 + 9	E	NOT prevalent	G
Elevate	17	E	Prevalent	Not effective
Ph-D, OSO	19	G	NOT prevalent	F

*Resistance issues to FRAC 11 fungicides in the AFR pathogen have been reported in multiple states. Problems tend to be plant-source-associated.

**Efficacy ratings are tentative based on the performance of similar products and laboratory studies.

BOTRYTIS CONTROL (cont'd):

3. Resistance profiles vary from farm-to-farm. Sample BFR populations for their resistance profile through the University of Georgia (<https://site.caes.uga.edu/alimdl/fungicide-resistance-testing/> for a fee.

Based on samples submitted to the University of Georgia, the **Fungicide Decision Management Table** below shows a decision guide to manage BFR. **If you do not know your profile, it is best to avoid over-reliance on products where resistance is prevalent. If in doubt, follow Decision Code E-1 since this will address the most common resistance issues for BFR control.** If you also have FRAC 11 resistance for AFR, follow Decision Code E-2.

4. Specific plant sources may be identified as having AFR infestations. In that case growers need to manage both BFR and AFR.

AFR CONTROL: Resistance to FRAC 11 fungicides (e.g. Abound, Cabrio, Luna Sensation, Merivon, Pristine) has been found in Florida, North Carolina, and California; problems tend to be plant-source associated. Therefore, it is a good idea to use the FRAC 11 fungicides only in a mixture at the lower labeled rate with the higher labeled rate of captan products (e.g. Captan; FRAC M04) alternated with captan alone. If you know the resistance profile, see the **Fungicide Decision Management Table** below. Also, recently, we have documented reduced activity with azoxystrobin (e.g. Abound, etc.; FRAC 11) with certain strains of the AFR pathogen. Cabrio (FRAC 11) and FRAC 7 + 11 products have offered better control of AFR in recent research efforts and if the strains are not resistant to FRAC 11 fungicides.

FRAC 7 + 11 products can be used if your resistance profile shows the FRAC 7 component is still effective against BFR. If FRAC 7 resistance is diagnosed or you don't know, we recommend using Cabrio (plus captan). Like BFR, our data shows early bloom sprays are also critically important for AFR management.

For cases when there is no anthracnose and growers need to focus on *Botrytis* control (most fields), follow Decision Code A.

Options: For a reduced fungicide program, initiate applications at FIRST bloom as above, but apply subsequent sprays before predicted wet weather that favors *Botrytis*; end applications about 26 to 30 days before expected final harvests. Increase the time between spray applications when dry weather persists. Research trials have documented that 4 sprays during bloom often are sufficient to offer season-long BFR control. Also, consult available forecasting models linked through this guide.

For cases when anthracnose is present and there is no known resistance within the *Botrytis* population, follow Decision Code B-1.

Before predicted periods of cool and wet weather during bloom, use Switch (FRAC 12 + 9) for better *Botrytis* control. Use Switch with captan if *Botrytis* pressure is expected to be heavy. Switch also has decent anthracnose control. FRAC 7 + 11 products or Cabrio show the best efficacy against AFR under high anthracnose pressure in research studies and either can be used if there is no resistance to FRAC 7 fungicides (an active ingredient in FRAC 7 + 11 products). Also, if weather conditions (warm & wet) favor AFR or you start to approach the upper limit of FRAC 11 fungicides allowed (4 to 5 applications), consider rotating to a tank-mix of captan + Tilt (FRAC 3).

Consult the rest of this guide for additional information on total IPM Programs and download the MyIPM-SED app to learn more about disease/pest management and FRAC codes. Also consult the Diagnosis Tool (<https://diagnosis.ces.ncsu.edu/strawberry/>) and Strawberry Disease Factsheets (<https://strawberries.ces.ncsu.edu/strawberries-diseases/>) for additional information and assistance in identifying diseases.

Fungicide Decision Management Table								
Decision Code	Fungicide Resistance Issue		Sprays During Bloom and Fruit Ripening					
	Botrytis	Anthracnose	1	2	3	4	5	6
A	No resistance	No disease	12+9	7	thiram+17	thiram+19	captan	Go to 1
B-1	No resistance	No resistance	captan+17	11+7	12+9	captan+19	11+7	Go to 1
C-1	FRAC 7	No resistance	captan+17	captan+11	12+9	captan+11	captan+19	Go to 1
D-1	FRAC 17	No resistance	thiram+11	captan	12+9	11+7	captan+19	Go to 1
E-1	FRAC 7+17	No resistance	thiram+11	captan	12+9	captan+11	captan+19	Go to 1
F-1	FRAC 12+9	No resistance	captan+17	11+7	thiram	captan+19	captan+19	Go to 1
G-1	FRAC 12+9+17	No resistance	thiram+11	captan	thiram	captan+11	captan+19	Go to 1
H-1	FRAC 12+9+7	No resistance	captan+17	captan	thiram	captan+11	captan+19	Go to 1
I-1	FRAC 12+9+7+17	No resistance	thiram+11	captan	thiram	captan+11	captan+19	Go to 1
B-2	No resistance	FRAC 11	captan+17	captan+7	12+9	captan+19	captan+7	Go to 1
C-2	FRAC 7	FRAC 11	captan+17	captan	12+9	captan+17	captan+19	Go to 1
D-2	FRAC 17	FRAC 11	captan+7	captan+7	12+9	captan+7	captan+19	Go to 1
E-2	FRAC 7+17	FRAC 11	12+9	captan	captan+19	12+9	captan	Go to 1
F-2	FRAC 12+9	FRAC 11	captan+17	captan+7	thiram	captan+19	captan	Go to 1
G-2	FRAC 12+9+17	FRAC 11	thiram+7	captan	captan+7	captan	captan+19	Go to 1
H-2	FRAC 12+9+7	FRAC 11	captan+17	captan	thiram	captan+17	captan+19	Go to 1
I-2	FRAC 12+9+7+17	FRAC 11	thiram	captan	captan+19	captan	captan+19	Go to 1

Decision Management Code Guidelines:

A: Botrytis is expected with no resistance and plants are verified to be anthracnose free.

B-1 to I-1: The anthracnose pathogen is known to be sensitive to FRAC 11 products.

B-2 to I-2: The anthracnose pathogen is known to be resistant to FRAC 11 products.

NOTE: For B-1 to I-1: If anthracnose is known to be absent, then the FRAC 11 products are **NOT** needed.

B-1: Botrytis is expected, no resistance is documented, and plants are verified to harbor the anthracnose pathogen.

C-1: Botrytis is resistant to FRAC 7 products, and plants are verified to harbor the anthracnose pathogen.

Early Bloom (10%) and into Harvest: Disease Management

Pest/Problem	Management Options	Amount of Formulation per Acre	Effectiveness	REI	PHI	Comments
Botrytis fruit rot	*** SEE RESISTANCE MANAGEMENT RECOMMENDATIONS ON PAGES 24 AND 40. ***					
	penhiopyrad (Fontelis)	16 to 24 fl oz	E ^R	12 hr	0 days	Do not apply more than 72 fl oz of product per acre per year. Some matted row cultivars may show phytotoxicity (see label). FRAC 7.
	isofetamid (Kenja 400SC)	13.5 to 15.5 fl oz	E ^R	12 hr	0 days	Do not apply more than 3 applications of product at the high rate or more than 4 applications of product at the low rate per acre per year (54 fl oz per acre per year). Do not apply a third application of product within 28 days of the second application of the product. Some matted row cultivars may show phytotoxicity (see label). FRAC 7.
	fluopyram + pyrimethanil (Luna Tranquility)	16 to 27 fl oz	E ^R	12 hr	1 day	Do not apply more than 54.7 fl oz of product per acre per year. Do not apply more than 0.446 lb of fluopyram per acre per year. Do not apply more than 2.1 lb of pyrimethanil per acre per year. Luna Tranquility is not registered for use in LA. FRAC 7 + 9.
	*** SEE RESISTANCE MANAGEMENT RECOMMENDATIONS ON PAGES 24 AND 40. ***					
	fluopyram + trifloxystrobin (Luna Sensation)	6 to 7.6 fl oz	E ^R	12 hr	0 day	Do not apply more than 27.1 fl oz of product per acre per year. Do not apply more than 0.446 lb of fluopyram per acre per year. Do not apply more than 0.6 lb of trifloxystrobin per acre per year. FRAC 7 + 11.
	cyprodinil + fludioxonil (Switch 62.5WG)	11 to 14 oz	E	12 hr	0 days	Do not apply more than 56 oz of product per acre per year. Do not apply more than 1.3 lb of cyprodinil per acre per year. Do not apply more than 0.9 lb of fludioxonil per acre per year. FRAC 9 + 12.
	fenhexamid (Elevate 50 WDG)	1.5 lb (stand-alone) 1.0 to 1.5 lb (tank mix)	E ^R	12 hr	0 days	Do not make more than 2 consecutive applications before switching to a fungicide with a different mode of action. Do not apply more than 6.0 lb of product per acre per season. Do not apply more than 3.0 lb of fenhexamid per acre per season. Under light pressure, 1.0 lb Elevate plus captan may be used (see label). With plastic mulch, do not apply within 16 ft of naturally vegetated or aquatic areas. <i>Note: Due to resistance issues fenhexamid should be applied with a protectant, such as captan (FRAC M04).</i> FRAC 17.
	*** SEE RESISTANCE MANAGEMENT RECOMMENDATIONS ON PAGES 24 AND 40. ***					

Early Bloom (10%) and into Harvest: Disease Management

Pest/Problem	Management Options	Amount of Formulation per Acre	Effectiveness	REI	PHI	Comments
Botrytis fruit rot (cont'd)	*** SEE RESISTANCE MANAGEMENT RECOMMENDATIONS ON PAGES 24 AND 40.***					
	pydiflumetofen + fludioxonil (Miravis Prime)	9.1 to 13.4 fl oz	E*	12 hr	0 days	Do not make more than 2 consecutive applications of product or of FRAC 7- or FRAC 12-containing products. Do not make more than 2 applications at the maximum application rate per year. Do not apply more than 26.8 fl oz of product per acre per year. Do not apply more than 0.268 lb of pydiflumetofen per acre per year. Do not apply more than 0.9 lb of fludioxonil per acre per year. The minimum application interval is 7 days. See label for additions use restrictions. *Indicated efficacy ratings is tentative based on the performance of similar products and laboratory studies. FRAC 7 + 12.
	thiram (Thiram SC)	2.0 – 2.5 qt	G	24 hr	1 day	Thiram is a broad-spectrum fungicide similar to captan. Do not apply more than 5 applications (12.4 qt product) per year west of the Mississippi River or more than 12 applications per year (29.7 qt product) east of the Mississippi River. See label for active ingredient limits per acre per year and for other restrictions. FRAC M03.
	captan (Captan 50W) (Captan 80WDG) (Captan 4L) [other products available]	See label See label See label See labels	G	24 hr 24 hr 24 hr See labels	1 day 1 day 1 day See labels	See product labels for product and/or active ingredient season limits. FRAC M04.
	*** SEE RESISTANCE MANAGEMENT RECOMMENDATIONS ON PAGES 24 AND 40.***					
	pyrimethanil (Scala SC)	18 fl oz (alone) 9 fl oz (tank mix)	G ^R	12 hr	1 day	Do not apply more than 54 fl oz of product per acre per crop. See label for additional use restrictions. FRAC 9.
polyoxin D zinc salt (Ph-D) (OSO 5%SC)	6.2 oz 6.5 to 13 fl oz	G	4 hr 4 hr	0 days 0 days	OSO 5%SC is OMRI-listed. Ph-D: Do not apply more than 6 applications of products containing any polyoxin as the active ingredient per season. See label for additional restrictions regarding season limits. OSO: Do not apply more than 6 applications at the maximum rate per acre per season. See label for additional restrictions regarding season limits. FRAC 19.	
*** SEE RESISTANCE MANAGEMENT RECOMMENDATIONS ON PAGES 24 AND 40.***						

Early Bloom (10%) and into Harvest: Disease Management						
Pest/Problem	Management Options	Amount of Formulation per Acre	Effectiveness	REI	PHI	Comments
Botrytis fruit rot AND anthracnose fruit rot [Note: Products in this section are labeled for both Botrytis and anthracnose.]	*** SEE RESISTANCE MANAGEMENT RECOMMENDATIONS ON PAGES 24 AND 40. ***					
	pyraclostrobin + boscalid (Pristine)	18.5 to 23 oz	G ^R (Botrytis) E ^R (anthracnose)	12 hr	0 days	Do not apply more than 115 oz of product per acre per year. Do not apply more than 5 applications at the maximum rate per year. FRAC 11 + 7.
	fluopyram + trifloxystrobin (Luna Sensation)	6 to 7.6 fl oz	E ^R	12 hr	0 days	Do not apply more than 27.1 fl oz of product per acre per year. Do not apply more than 0.446 lb of fluopyram per acre per year. Do not apply more than 0.6 lb of trifloxystrobin per acre per year. FRAC 7 + 11.
	fluxapyroxad + pyraclostrobin (Merivon)	8 to 11 fl oz	E ^R	12 hr	0 days	Do not apply more than 3 applications of product per season. Do not apply more than 33 fl oz of product per acre per year. FRAC 7 + 11.
	*** SEE RESISTANCE MANAGEMENT RECOMMENDATIONS ON PAGES 24 AND 40. ***					
	pydiflumetofen + fludioxonil (Miravis Prime)	11.4 to 13.4 fl oz	E* (anthracnose) E* (Botrytis)	12 hr	0 days	Do not make more than 2 consecutive applications of product or of FRAC 7- or FRAC 12-containing products. Do not make more than 2 applications at the maximum application rate per year. Do not apply more than 26.8 fl oz of product per acre per year. Do not apply more than 0.268 lb of pydiflumetofen per acre per year. Do not apply more than 0.9 lb of fludioxonil per acre per year. The minimum application interval is 7 days. See label for additions use restrictions. *Indicated efficacy ratings are tentative based on the performance of similar products and laboratory studies. FRAC 7 + 12.
	captan (Captan 50W) [other products available]	See label See labels	G	24 hr See labels	1 day See labels	For better control and resistance management, use captan plus thiophanate-methyl (see label). See product labels for product and/or active ingredient season limits. FRAC M04.
	*** SEE RESISTANCE MANAGEMENT RECOMMENDATIONS ON PAGES 24 AND 40. ***					

Early Bloom (10%) and into Harvest: Disease Management						
Pest/Problem	Management Options	Amount of Formulation per Acre	Effectiveness	REI	PHI	Comments
Anthracnose fruit rot	Pristine, Merivon, or Cabrio show the best efficacy against AFR under high anthracnose pressure in research studies and either can be used if there is no resistance to FRAC 11 fungicides. Switch 62.5WG also has decent anthracnose control. If weather conditions (warm & wet) favor AFR or you start to approach the upper limit of FRAC 11 fungicides allowed (4 to 5 applications), consider rotating to a tank-mix of captan + Tilt.					
	*** SEE RESISTANCE MANAGEMENT RECOMMENDATIONS ON PAGES 24 AND 40.***					
	azoxystrobin (Abound) [other products available]	6.0 to 15.5 fl oz See labels	E ^R (failure found in some fields)	4 hr See labels	0 days See labels	Do not apply more than 60 fl oz of Abound per acre per year. Do not apply more than 1.0 lb azoxystrobin per acre per year. See other product labels for product specific limits. In recent research, Abound and similar products have performed less well than Cabrio/Pristine. FRAC 11.
	fluopyram + trifloxystrobin (Luna Sensation)	4.0 to 7.6 fl oz	E ^R	12 hr	0 days	Do not apply more than 27.1 fl oz of product per acre per year. Do not apply more than 0.446 lb of fluopyram per acre per year. Do not apply more than 0.6 lb of trifloxystrobin per acre per year. FRAC 7 + 11.
	fluxapyroxad + pyraclostrobin (Merivon)	5.5 to 8 fl oz	E ^R	12 hr	0 days	Do not apply more than 3 applications of product per season. Do not apply more than 33 fl oz of product per acre per year. FRAC 7 + 11.
	*** SEE RESISTANCE MANAGEMENT RECOMMENDATIONS ON PAGES 24 AND 40.***					
	pyraclostrobin + boscalid (Pristine)	18.5 to 23 oz	E ^R	12 hr	0 days	Do not apply more than 115 oz of product per acre per year. Do not apply more than 5 applications at the maximum rate per year. FRAC 11 + 7.
	pyraclostrobin (Cabrio EG)	12 to 14 oz	E ^R	12 hr	0 days	Do not apply more than 70 oz of product per acre per season. Do not apply more than 0.875 lb of pyraclostrobin per acre per season. FRAC 11.
	trifloxystrobin (Flint Extra)	2.5 to 3.0 fl oz	E ^R	12 hr	0 days	No more than 2 sequential applications should be made before alternating with fungicides that have a different mode of action. Do not apply more than 18 fl oz of product per acre per year. FRAC 11.
	azoxystrobin + difenoconazole (Quadris Top)	12 to 14 fl oz	E ^R	12 hr	0 days	Do not apply more than 56 fl oz of product per acre per year. Do not apply more than 0.46 lb of difenoconazole per acre per year. Do not apply more than 1.0 lb of azoxystrobin per acre per year. FRAC 11 + 3.
*** SEE RESISTANCE MANAGEMENT RECOMMENDATIONS ON PAGES 24 AND 40.***						

Early Bloom (10%) and into Harvest: Disease Management						
Pest/Problem	Management Options	Amount of Formulation per Acre	Effectiveness	REI	PHI	Comments
Anthracnose fruit rot (cont'd)	*** SEE RESISTANCE MANAGEMENT RECOMMENDATIONS ON PAGES 24 AND 40.***					
	azoxystrobin + propiconazole (Quilt Xcel)	14 fl oz	E ^R	12 hr	0 days	No more than 2 sequential applications should be made before alternating with fungicides that have a different mode of action. Do not apply more than 56 fl oz of product per acre per year. Do not apply more than 0.45 lb of propiconazole per acre per year. Do not apply more than 1.0 lb of azoxystrobin per acre per year. Do not make more than 4 applications of Quilt Xcel per year. FRAC 11 + 3.
	captan (Captan 50W) (Captan 80WDG) (Captan 4L) [other products available]	See label See label See label See labels	G	24 hr 24 hr 24 hr See labels	1 day 1 day 1 day See labels	In plantings known to be infected with the anthracnose crown rot pathogen, consider applying captan plus thiophanate-methyl at 10- to 14-day intervals, for a total of 2 to 3 applications in the fall. See product labels for product and/or active ingredient season limits. FRAC M04.
	captan (Captan 50W) (Captan 80WDG) (Captan 4L) [other products available]	See label See label See label See labels	G	24 hr 24 hr 24 hr See labels	1 day 1 day 1 day See labels	In plantings known to be infected with the anthracnose crown rot pathogen, consider applying captan plus thiophanate-methyl at 10- to 14-day intervals, for a total of 2 to 3 applications in the fall. See product labels for product and/or active ingredient season limits. FRAC M04.
	*** SEE RESISTANCE MANAGEMENT RECOMMENDATIONS ON PAGES 24 AND 40.***					
	cyprodinil + fludioxonil (Switch 62.5WG)	11 to 14 oz	G	12 hr	0 days	Do not apply more than 56 oz of product per acre per year. Do not apply more than 1.3 lb of cyprodinil per acre per year. Do not apply more than 0.9 lb of fludioxonil per acre per year. FRAC 9 + 12.
	pydiflumetofen + fludioxonil (Miravis Prime)	11.4 to 13.4 fl oz	G*	12 hr	0 days	Do not make more than 2 consecutive applications of product or of FRAC 7- or FRAC 12-containing products. Do not make more than 2 applications at the maximum application rate per year. Do not apply more than 26.8 fl oz of product per acre per year. Do not apply more than 0.268 lb of pydiflumetofen per acre per year. Do not apply more than 0.9 lb of fludioxonil per acre per year. The minimum application interval is 7 days. See label for additional use restrictions. *Indicated efficacy rating is tentative based on the performance of similar products and laboratory studies. FRAC 7 + 12.
	*** SEE RESISTANCE MANAGEMENT RECOMMENDATIONS ON PAGES 24 AND 40.***					

Early Bloom (10%) and into Harvest: Disease Management						
Pest/Problem	Management Options	Amount of Formulation per Acre	Effectiveness	REI	PHI	Comments
Anthracnose fruit rot (cont'd)	*** SEE RESISTANCE MANAGEMENT RECOMMENDATIONS ON PAGES 24 AND 40.***					
	propiconazole (Tilt) [other products available]	4 fl oz See labels	F	24 hr See labels	0 days See labels	No more than 2 sequential applications should be made before alternating with fungicides that have a different mode of action. Do not apply more than 16 fl oz of Tilt per acre per year. Do not apply more than 4 applications of Tilt per year. Do not apply more than 0.45 lb of propiconazole per acre per year. See other product labels for product-specific limits. FRAC 3.
Anthracnose crown rot	*** SEE RESISTANCE MANAGEMENT RECOMMENDATIONS ON PAGES 24 AND 40.***					
	captan (Captan 50W) (Captan 80WDG) (Captan 4L) [other products available]	See label See label See label See labels	G	24 hr 24 hr 24 hr See labels	1 day 1 day 1 day See labels	In plantings known to be infected with the anthracnose crown rot pathogen, consider applying captan plus thiophanate-methyl at 10- to 14-day intervals, for a total of 2 to 3 applications in the fall. See product labels for product and/or active ingredient season limits. FRAC M04.
	thiophanate-methyl (Topsin M WSB) [other products available]	0.75 to 1 lb See labels	G ^R	24 hr See labels	1 day See labels	<i>For suppression only.</i> Do not apply more than 4 lb of product per acre per year. Do not apply more than 2.8 lb thiophanate-methyl per acre per year. FRAC 1.
	*** SEE RESISTANCE MANAGEMENT RECOMMENDATIONS ON PAGES 24 AND 40.***					
	azoxystrobin + difenoconazole (Quadris Top)	12 to 14 fl oz	G ^R	12 hr	0 days	No more than 2 sequential applications should be made before alternating with fungicides that have a different mode of action. Do not apply more than 56 fl oz of product per acre per year. Do not apply more than 0.46 lb of difenoconazole per acre per year. Do not apply more than 1.0 lb of azoxystrobin per acre per year. FRAC 11 + 3.
	thiophanate-methyl + propiconazole (Protocol)	1.33 pt	G ^R	24 hr	1 day	Do not apply more than 5.3 pt of product per acre per season. Do not apply more than 0.45 lb of propiconazole per acre per season. Do not apply more than 2.8 lb thiophanate-methyl per acre per season. No more than 2 applications should be made per season for resistance management. FRAC 1 + 3.
*** SEE RESISTANCE MANAGEMENT RECOMMENDATIONS ON PAGES 24 AND 40.***						

Early Bloom (10%) and into Harvest: Disease Management						
Pest/Problem	Management Options	Amount of Formulation per Acre	Effectiveness	REI	PHI	Comments
Anthracnose crown rot (cont'd)	*** SEE RESISTANCE MANAGEMENT RECOMMENDATIONS ON PAGES 24 AND 40. ***					
	pydiflumetofen + fludioxonil (Miravis Prime)	11.4 to 13.4 fl oz	G*	12 hr	0 days	Do not make more than 2 consecutive applications of product or of FRAC 7- or FRAC 12-containing products. Do not make more than 2 applications at the maximum application rate per year. Do not apply more than 26.8 fl oz of product per acre per year. Do not apply more than 0.268 lb of pydiflumetofen per acre per year. Do not apply more than 0.9 lb of fludioxonil per acre per year. The minimum application interval is 7 days. See label for additional use restrictions. *Indicated efficacy ratings are tentative based on the performance of similar products and laboratory studies. FRAC 7 + 12.
Powdery mildew only	*** SEE RESISTANCE MANAGEMENT RECOMMENDATIONS ON PAGES 24 AND 40. ***					
	triflumizole (Procure 480SC)	4 to 8 fl oz	E ^R	12 hr	1 day	Check label for prohibited rotational crops. Do not plant leafy or fruiting vegetables within 30 days after application. Do not plant bulb or root vegetables within 60 days after application. Do not plant cotton, small cereal grains, and all other crops not registered within one year of application. Do not apply more than 4 applications of product per crop per year. Do not apply more than 32 fl oz of product per acre per season. FRAC 3.
	myclobutanil (Rally 40WSP)	2.5 to 5 oz	E ^R	24 hr	1 day	Rally is registered for control of leaf spot, leaf blight, and powdery mildew. Do not apply more than 30 oz of product per acre per year. FRAC 3.
	flutriafol (Rhyme)	5 to 7 fl oz	E ^R	12 hr	0 days	Rhyme is registered for control of powdery mildew and for drip application to manage charcoal rot. Do not apply more than 4 applications per year. Do not apply more than 28 fl oz of product per acre per year. FRAC 3.
	quinoxifen (Quintec)	4 to 6 fl oz	E	12 hr	1 day	Do not use more than 4 times per crop and no more than 2 times in a row before switching to a product with a different mode of action. Rotate with other mildewcides. Do not apply more than 24 fl oz of product per acre per crop. See label for additional restrictions. FRAC 13.

Early Bloom (10%) and into Harvest: Disease Management						
Pest/Problem	Management Options	Amount of Formulation per Acre	Effectiveness	REI	PHI	Comments
Powdery mildew only (cont'd)	flutianil (Gatten)	6.0 to 8.0 fl oz	E	12 hr	0 days	Do not apply more than 5 applications per year. Do not apply more than 0.132 lb flutianil per acre per year. Crop can be harvested after product has dried. Gatten is not registered for use in all states; check state registration status prior to use. FRAC U13.
	cyflufenamid (Torino)	3.4 oz	VG	4 hr	0 days	Do not make more than 2 applications per year. Do not apply more than 6.8 oz of product per acre per calendar year. Do not apply more than once every 14 days. FRAC U06.
Powdery mildew AND anthracnose fruit rot	*** SEE RESISTANCE MANAGEMENT RECOMMENDATIONS ON PAGES 24 AND 40.***					
	azoxystrobin (Abound) [other products available]	6.0 to 15.5 fl oz See labels	E ^R	4 hr See labels	0 days See labels	Do not apply more than 60 fl oz of Abound per acre per year. Do not apply more than 1.0 lb azoxystrobin per acre per year. See other product labels for product specific limits. FRAC 11.
	pyraclostrobin + boscalid (Pristine)	18.5 to 23 oz	E ^R	12 hr	0 days	Do not apply more than 115 oz of product per acre per year. Do not apply more than 5 applications at the maximum rate per year. FRAC 11 + 7.
	fluopyram + trifloxystrobin (Luna Sensation)	4.0 to 7.6 fl oz	E ^R	12 hr	0 days	Do not apply more than 27.1 fl oz of product per acre per year. Do not apply more than 0.446 lb of fluopyram per acre per year. Do not apply more than 0.6 lb of trifloxystrobin per acre per year. FRAC 7 + 11.
	*** SEE RESISTANCE MANAGEMENT RECOMMENDATIONS ON PAGES 24 AND 40.***					
	pyraclostrobin (Cabrio EG)	12 to 14 oz	E ^R	12 hr	0 days	Do not apply more than 70 oz of product per acre per season. Do not apply more than 0.875 lb of pyraclostrobin per acre per season. FRAC 11.
	azoxystrobin + difenoconazole (Quadris Top)	12 to 14 fl oz	E ^R	12 hr	0 days	Do not apply more than 56 fl oz of product per acre per year. Do not apply more than 0.46 lb of difenoconazole per acre per year. Do not apply more than 1.0 lb of azoxystrobin per acre per year. FRAC 11 + 3.
	azoxystrobin + propiconazole (Quilt Xcel)	14 fl oz	E ^R	12 hr	0 days	No more than 2 sequential applications should be made before alternating with fungicides that have a different mode of action. Do not apply more than 56 fl oz of product per acre per year. Do not apply more than 0.45 lb of propiconazole per acre per year. Do not apply more than 1.0 lb of azoxystrobin per acre per year. Do not make more than 4 applications of Quilt Xcel per year. FRAC 11 + 3.
	*** SEE RESISTANCE MANAGEMENT RECOMMENDATIONS ON PAGES 24 AND 40.***					

Early Bloom (10%) and into Harvest: Disease Management						
Pest/Problem	Management Options	Amount of Formulation per Acre	Effectiveness	REI	PHI	Comments
Powdery mildew AND anthracnose fruit rot (cont'd)	*** SEE RESISTANCE MANAGEMENT RECOMMENDATIONS ON PAGES 24 AND 40. ***					
	pydiflumetofen + fludioxonil (Miravis Prime)	11.4 to 13.4 fl oz	G* (powdery mildew) E* (anthracnose)	12 hr	0 days	Do not make more than 2 consecutive applications of product or of FRAC 7- or FRAC 12-containing products. Do not make more than 2 applications at the maximum application rate per year. Do not apply more than 26.8 fl oz of product per acre per year. Do not apply more than 0.268 lb of pydiflumetofen per acre per year. Do not apply more than 0.9 lb of fludioxonil per acre per year. The minimum application interval is 7 days. See label for additional use restrictions. *Indicated efficacy ratings are tentative based on the performance of similar products and laboratory studies. FRAC 7 + 12.
	propiconazole (Tilt) [other products available]	4 fl oz See labels	VG ^R (powdery mildew) F (anthracnose)	24 hr See labels	0 days See labels	No more than 2 sequential applications should be made before alternating with fungicides that have a different mode of action. Not registered for anthracnose crown rot control. Do not apply more than 16 fl oz of Tilt per acre per year. Do not apply more than 4 applications of Tilt per year. Do not apply more than 0.45 lb of propiconazole per acre per year. See other product labels for product specific limits. FRAC 3.
*** SEE RESISTANCE MANAGEMENT RECOMMENDATIONS ON PAGES 24 AND 40. ***						
Common leaf spot, leaf scorch, leaf blight (e.g. <i>Mycosphaerella</i> , <i>Phomopsis</i> , <i>Gnomonia</i>)	See New Leaf Growth to Pre-bloom: Disease Management recommendations. Fungicide applications for anthracnose and Botrytis fruit rot are typically sufficient for management of these foliar diseases.					

Harvest: Insect Management						
Pest/Problem	Management Options	Amount of Formulation per Acre	Effectiveness	REI	PHI	Comments
Aphids	See Pre-bloom to Harvest: Insect Management recommendations.					
Leaf rolling caterpillars	Leaf rolling caterpillars are rarely pests in southeastern strawberries and should only be treated if feeding or webbing is on or near fruit.					
	chlorantraniliprole (Coragen)	3.5 to 7.5 fl oz	E	4 hr	1 day	IRAC 28.
	spinosad (Entrust 80W) (Entrust SC)	1.25 to 2 oz 4 to 6 fl oz	E	4 hr 4 hr	1 day 1 day	Rotate to a different class of insect control products after 2 successive applications of spinosad. See product labels for season limits and additional restrictions. Entrust is OMRI-listed . IRAC 5.
	methoxyfenozide (Intrepid)	6 to 12 fl oz	VG	4 hr	3 days	IRAC 18.
	<i>Bacillus thuringiensis</i> (Bt) (many products)	<i>See labels</i>	G	<i>See labels</i>	<i>See labels</i>	Many Bt formulations are OMRI-listed . Bt insecticides have a short residual. Heavy infestations may need repeated applications. Applications are more effective against young larvae. IRAC 11B2.
Sap beetles	Cultural controls	N/A	important	N/A	N/A	Regular, thorough harvest will help minimize sap beetle populations. Sap beetles are attracted to the odor of overripe fruit, so keeping fruit picked clean will reduce problems. Sap beetles can also be attracted away from fields using bucket traps baited with overripe fruit or wheat bread dough. Bait bucket lures and culled strawberries must be disposed of either off site or buried . Insecticide treatments should only be used if thorough harvest is not possible (i.e., pick-your-own operations or inclement weather).
	novaluron (Rimon 0.83 EC)	12 fl oz	E	12 hr	1 day	Allow 7 days between applications. DO NOT apply more than 36 fl oz/acre per season. The use of adjuvants or surfactants is prohibited. IRAC 15.
Slugs and snails	See Pre-bloom to Harvest: Insect Management recommendations.					
Tarnished plant bugs	Tarnished plant bugs vary in their economic significance throughout the Southeast. Check with local Cooperative Extension personnel to determine if treatment is necessary. If tarnished plant bugs are present, the treatment threshold is generally very low.					
	novaluron (Rimon 0.83 EC)	12 fl oz	E	12 hr	1 day	Allow 7 days between applications. DO NOT apply more than 36 fl oz/acre per season. The use of adjuvants or surfactants is prohibited. Note: <i>Rimon 0.83 EC is not labeled for use against tarnished plant bugs in strawberry. However, the use patterns for labeled pests are consistent with tarnished plant bug control.</i> IRAC 15.

Harvest: Insect Management						
Pest/Problem	Management Options	Amount of Formulation per Acre	Effectiveness	REI	PHI	Comments
Tarnished plant bugs (cont'd)	bifenthrin (Brigade 10 WSB)	6.4 to 32 oz	G	12 hr	0 days	The use of broad-spectrum insecticides during bloom will damage honey bee populations. DO NOT apply when bees are foraging. Refer to label. IRAC 3A.
	fenprothrin (Danitol 2.4 EC)	10.67 fl oz	G	24 hr	2 days	DO NOT make more than 2 applications. DO NOT apply when bees are foraging. <i>Note: Danitol 2.4 DC is not labeled for use against tarnished plant bugs in strawberry. However, the use patterns for labeled pests are consistent with tarnished plant bug control.</i> IRAC 3A.
Spotted-wing drosophila	Spotted-wing drosophila (SWD) larvae have been found in both fall and spring fruiting strawberries in the southeast, but SWD populations are highest during fall. Traps may be useful in determining if SWD treatments are necessary in spring fruiting strawberries. Check with local extension personnel for recommended monitoring methods. Preventative management is strongly recommended in fall fruit strawberries. If SWD is active during strawberry harvest, treat at least weekly and reapply treatments in the event of rain. Materials effective against SWD are toxic to bees. Apply SWD treatments in the evening or night, when bees are not actively foraging.					
	bifenthrin (Brigade 10 WSB)	6.4 to 32 oz	E	12 hr	0 days	The use of broad-spectrum insecticides during bloom will damage honey bee populations. DO NOT apply when bees are foraging. Refer to label. IRAC 3A.
	spinetoram (Radiant SC)	6 to 10 fl oz	E	4 hr	1 day	IRAC 5.
	fenprothrin (Danitol 2.4 EC)	16 fl oz	VG	24 hr	3 days	DO NOT make more than 2 applications. DO NOT apply when bees are foraging. IRAC 3A.
	malathion (Malathion 57 EC) [other products available]	1.5 to 3 pt See labels	G	12 hr See labels	3 days See labels	DO NOT apply when bees are foraging. DO NOT apply more than 3.2 pts in a single application and DO NOT make more than 4 applications per season. The minimum retreatment interval is 7 days. Higher rates may be needed for SWD control. IRAC 1B. <i>Note: No malathion-containing products currently labeled in strawberries have SWD on the label. However, the use patterns for labeled pests are consistent with SWD control.</i>
	spinosad (Entrust 80W) (Entrust SC)	1.25 to 2 oz 4 to 6 fl oz	G	4 hr 4 hr	1 day 1 day	If organic SWD management is needed, be careful not to use Entrust for other pests as there are limited applications per season. Rotate to a different class of insect control products after 2 successive applications of spinosad. See product labels for season limits and additional restrictions. Entrust is OMRI-listed. IRAC 5.
Twospotted spider mites	Same as Post-Planting: Insect Management recommendations.					

Harvest: Insect Management						
Pest/Problem	Management Options	Amount of Formulation per Acre	Effectiveness	REI	PHI	Comments
Whiteflies	Whiteflies are rare in open field production, but they can reach damaging densities in high tunnel or greenhouse production. Some materials cannot be used in greenhouses; check labels carefully.					
	imidacloprid (Admire Pro)	1.3 fl oz (foliar)	VG	12 hr	7 days	DO NOT apply when bees are foraging. IRAC 4A
	novaluron (Rimon 0.83 EC)	12 fl oz	VG	12 hr	1 day	Allow 7 days between applications. DO NOT apply more than 36 fl oz/acre per season. The use of adjuvants or surfactants is prohibited. Rimon use is prohibited in greenhouses. <i>Note: Rimon 0.83 EC is not labeled for use against whiteflies in strawberry. However, the use patterns for labeled pests are consistent with whitefly control.</i> IRAC 15
	spiromesifen (Oberon 2 SC)	12 to 16 fl oz	VG	12 hr	3 days	Use only 3 applications per crop. Use in a minimum of 100 gal/acre. Oberon is also an effective miticide. The Oberon label does not prohibit use in greenhouses. IRAC 23.
	thiamethoxam (Actara)	3 to 4 oz	G	12 hr	3 days	Do not apply more than 12 oz/acre Actara; allow 10 days between applications. DO NOT apply when bees are foraging; after an Actara application, WAIT FIVE DAYS before placing beehives into treated fields. Actara use is prohibited in greenhouses. IRAC 4A.

Effectiveness of Various Chemicals for Strawberry Disease Management¹

		Relative Control Rating ³ (Very good (VG) and excellent (E) ratings are shaded.)														
		Angular leaf spot	Anthrachnose crown rot (' <i>gloeosporioides</i> ')	Anthrachnose fruit rot (' <i>acutatum</i> ')	Botrytis crown rot	Botrytis fruit rot	Common leaf spot	Leaf blight	Leather rot	Mucor fruit rot	Phytophthora crown and root rot	Powdery mildew ⁴	Red stele root rot	Rhizopus rot		
Fungicide²		FRAC Group														
copper ^P (various)		M01	P	NC	NC	NC	NC	P	NC	P	NC	NC	NC	NC		
sulfur (various)		M02	NC	NC	NC	NC	NC	NC	NC	NC	NC	NC	G	NC		
thiram (Thiram SC)		M03	NC	F	F	F	G	F	F	F	F	NC	NC	NC		
captan (Captan 50W, others)		M04	NC	G	G	F	G	F	F	F	F	NC	NC	NC		
thiophanate-methyl (Topsin M WSB, others)		1	NC	G ^R	NC	NC ^R	NC ^R	G	G	NC	XX	NC	F ^R	NC		
iprodione (Rovral 4F)		2	NC	NC	NC	VG	G ^R	G	NC	NC	XX	NC	NC	NC		
DMIs	flutriafol (Rhyme)	3	ND	ND	ND	ND	ND	ND	ND	ND	ND	ND	E ^R	ND		
	myclobutanil (Rally 40WSP)	3	NC	NC	NC	NC	NC	VG	VG	NC	NC	NC	E ^R	NC		
	triflumizole (Procure 480SC)	3	NC	NC	NC	ND	ND	ND	ND	NC	NC	NC	E ^R	NC		
	tetraconazole (Mettle 125ME)	3	ND	ND	ND	ND	ND	ND	ND	ND	ND	ND	E ^R	ND		
	propiconazole (Tilt, others)	3	NC	F	F	NC	NC	G	ND	NC	NC	NC	VG ^R	NC		
	thiophanate-methyl + propiconazole (Protocol)	1 + 3	NC	G ^R	G ^R	G ^R	G ^R	G	G	NC	XX	NC	G ^R	NC		
penthopyrad (Fontelis)		7	NC	F	F	ND	E ^R	NC	NC	NC	NC	NC	G ^R	NC		
isofetamid (Kenja 400SC)		7	NC	NC	NC	ND	E ^R	NC	NC	NC	NC	NC	G ^R	NC		
fluopyram + pyrimethanil (Luna Tranquility)		7 + 9	NC	NC	NC	ND	E ^R	NC	NC	NC	NC	NC	G ^R	NC		
pydiflumetofen + fludioxonil (Miravis Prime)		7 + 12	ND	G*	E*	VG*	E*	ND	ND	ND	ND	ND	G*	ND		
pyrimethanil (Scala)		9	NC	NC	NC	ND	G ^R	NC	NC	NC	NC	NC	NC	NC		
cyprodinil + fludioxonil (Switch 62.5WG)		9 + 12	ND	G	G	VG	E	F	F	NC	ND	NC	ND	NC		
Strobilurins (QoIs)	azoxystrobin (Abound, others)	11	NC	G ^R	E ^R	ND	F ^R	F	NC	VG	NC	NC	E ^R	NC		
	pyraclostrobin (Cabrio EG)	11	NC	G ^R	E ^R	ND	F ^R	F	NC	VG	NC	NC	E ^R	NC		
	mandestrobin (Intuity)	11	ND	ND	P	ND	F ^R	ND	ND	ND	ND	ND	E ^R	ND		
	trifloxystrobin (Flint Extra)	11	NC	G ^R	E ^R	ND	F ^R	F	NC	VG	NC	NC	E ^R	NC		
	azoxystrobin + difenoconazole (Quadris Top)	11 + 3	NC	G ^R	E ^R	ND	F ^R	G	ND	F	NC	NC	E ^R	NC		
	azoxystrobin + propiconazole (Quilt Xcel)	11 + 3	NC	G ^R	E ^R	ND	F ^R	ND	ND	NC	NC	NC	E ^R	NC		
	pyraclostrobin + boscalid (Pristine)	11 + 7	NC	G ^R	E ^R	ND	G ^R	VG	VG	NC	ND	NC	E ^R	NC		
	pyraclostrobin + fluxapyroxad (Merivon)	11 + 7	NC	G ^R	E ^R	ND	E ^R	VG	VG	NC	ND	NC	E ^R	NC		
	trifloxystrobin + fluopyram (Luna Sensation)	11 + 7	NC	G ^R	E ^R	ND	E ^R	VG	VG	NC	ND	NC	E ^R	NC		

Effectiveness of Various Chemicals for Strawberry Disease Management¹

Fungicide ²	FRAC Group	Relative Control Rating ³ (Very good (VG) and excellent (E) ratings are shaded.)												
		Angular leaf spot	Anthraco- nose crown rot (<i>gloeosporioides</i>) ⁴	Anthraco- nose fruit rot (<i>acutatum</i>)	Botrytis crown rot	Botrytis fruit rot	Common leaf spot	Leaf blight	Leather rot	Mucor fruit rot	Phytophthora crown and root rot	Powdery mildew ⁴	Red stele root rot	Rhizopus rot
quinoxifen (Quintec)	13	NC	NC	NC	NC	NC	NC	NC	NC	NC	NC	E	NC	NC
fenhexamide (Elevate 50 WDG)	17	NC	NC	NC	ND	E ^R	NC	NC	NC	NC	NC	NC	NC	NC
polyoxin D (Ph-D; OSO 5%SC)	19	ND	ND	F	ND	G	ND	ND	ND	ND	ND	NC	ND	ND
cyflufenamid (Torino)	U06	NC	NC	NC	NC	NC	NC	NC	NC	NC	NC	VG	NC	NC
flutianil (Gatten)	U13	NC	NC	NC	NC	NC	NC	NC	NC	NC	NC	E	NC	NC
mefenoxam (Ridomil Gold SL, Ultra Flourish)	4	NC	NC	NC	NC	NC	NC	NC	NC	VG ^R	NC	VG	NC	VG
metalaxyl (MetaStar 2E, others)	4	NC	NC	NC	NC	NC	NC	NC	NC	VG ^R	NC	VG	NC	VG
oxathiapoprolin + mefenoxam (Orondis Gold)	49 + 4	ND	ND	ND	ND	ND	ND	ND	ND	ND	ND	VG	ND	VG
phosphites (ProPhyt, Phostrol, others)	P07	NC	NC	NC	NC	NC	NC	NC	NC	F	NC	F	NC	F
fosetyl-AL (Aliette WDG, others)	P07	NC	NC	NC	NC	NC	NC	NC	NC	F	NC	F	NC	F
acibenzolar-S-methyl (Actigard 50WG)	P01	P	NC	NC	NC	NC	NC	NC	NC	NC	NC	NC	NC	NC
BLAD (Fracture)	BM01	NC	ND	ND	ND	P	ND	ND	NC	ND	NC	F	NC	ND

¹ These ratings are benchmarks; actual performance will vary. Efficacy ratings do not necessarily indicate a labeled use for every disease.

² Fungicides are sorted generally by FRAC group. Fungicides targeting oomycetes are listed together near the end of the table followed by plant activators and biofungicides.

³ Efficacy Ratings: The efficacy or importance of a management option is indicated by E = excellent, VG = very good, G = good, F = fair, P = poor, NC = no control, and ND = no data. XX indicates that use of this chemical can increase the disease.

⁴ Certain fungicides, such as the QoI materials and Protocol, are registered and effective for powdery mildew, but are not recommended when only powdery mildew is present to avoid fungicide resistance selection in the anthracnose and *Botrytis* pathogens.

^P Phytotoxicity could occur.

^R Not effective if pathogen is resistant to the fungicide.

* Efficacy ratings for Miravis Prime are tentative ratings based on the performance of similar products and laboratory studies.

Effectiveness of Various Chemicals for Strawberry Insect Management¹

Insecticide/Molluscicides ²	IRAC Group	Relative Control Rating ³ (Very good (VG) and excellent (E) ratings are shaded.)													
		Imported fire ants	Aphids	Crickets	Cutworms	Cyclamen mites	Flower thrips	Leaf rolling caterpillars	Sap beetles	Slugs and snails	Spotted-wing drosophila	Strawberry clippers	Tarnished plant bugs	Twospotted spider mites	Whiteflies
abamectin (Agri-Mek SC)	6	ND	ND	ND	ND	VG	ND	ND	ND	ND	ND	ND	ND	VG	ND
acetamiprid (Assail 30SG)	4A	ND	VG	ND	G	ND	G	G	G	ND	ND	G	F	ND	F
acequinocyl (Kanemite 15 SC)	20B	ND	ND	ND	ND	ND	ND	ND	ND	ND	ND	ND	ND	E	ND
<i>Bacillus thuringiensis</i> (various)	11B2	ND	ND	ND	G	ND	ND	G	ND	ND	ND	ND	ND	ND	ND
bifenazate (Acramite 50WP, Acramite-4SC, Vigilant 4SC)	20D	ND	ND	ND	ND	ND	ND	ND	ND	ND	ND	ND	ND	E	ND
bifenthrin (Brigade WSB)	3A	ND	G	ND	G	F	VG	G	ND	ND	VG	VG	G	ND	ND
carbaryl (Sevin 4F, Sevin XLR)	1A	ND	ND	G	G	ND	ND	ND	ND	F	ND	G	VG	ND	ND
chlorantraniliprole (Coragen)	28	ND	ND	ND	E	ND	ND	E	ND	ND	ND	ND	ND	ND	ND
cyflumetofen (Nealta)	25	ND	ND	ND	ND	ND	ND	ND	ND	ND	ND	ND	ND	E	ND
etoxazole (Zeal 72 WSP)	10B	ND	ND	ND	ND	ND	ND	ND	ND	ND	ND	ND	ND	VG	ND
fenpropathrin (Danitol 2.4 EC)	3A	ND	ND	ND	ND	ND	ND	ND	ND	ND	VG	VG	G	ND	ND
fenpyroximate (Portal XLO)	21A	ND	ND	ND	ND	ND	ND	ND	ND	ND	ND	ND	ND	VG	ND
flupyradifurone (Sivanto 200 SL)	4D	ND	VG	ND	ND	ND	F	ND	ND	ND	ND	ND	ND	ND	ND
funbutatin-oxide (Vendex 50WP)	12B	ND	ND	ND	ND	ND	ND	ND	ND	ND	ND	ND	ND	P	ND
hexythiazox (Savey 50 DF)	10A	ND	ND	ND	ND	ND	ND	ND	ND	ND	ND	ND	ND	G	ND
horticultural oil (various)	UNE	ND	F	ND	ND	ND	ND	ND	ND	ND	ND	ND	ND	G	ND
imidacloprid (Admire Pro)	4A	ND	VG	ND	ND	ND	F	ND	ND	ND	ND	ND	F	ND	VG
insecticidal soap (M-Pede)	--	ND	F	ND	ND	ND	ND	ND	ND	ND	ND	ND	ND	F	ND
iron phosphate (Sluggo Snail and Slug Bait)	--	ND	ND	ND	ND	ND	ND	ND	ND	G	ND	ND	ND	ND	ND
malathion (various)	1B	ND	F	F	G	ND	ND	ND	F	ND	VG	ND	F	ND	ND
metaldehyde (Deadline Bullets and MPs)	--	ND	ND	ND	ND	ND	ND	ND	ND	G	ND	ND	ND	ND	ND
methoprene (Extinguish Professional Fire Ant Bait 0.5% B)	7A	VG	ND	ND	ND	ND	ND	ND	ND	ND	ND	ND	ND	ND	ND
methoxyfenozide (Intrepid)	18	ND	ND	ND	VG	ND	ND	VG	ND	ND	ND	ND	ND	ND	ND
novaluron (Rimon 0.83 EC)	15	ND	ND	ND	F	ND	G	F	E	ND	ND	ND	E	ND	VG
predatory mites (various)	--	ND	ND	ND	ND	ND	ND	ND	ND	ND	ND	ND	ND	VG	ND
pyriproxyfen (Esteem Ant Bait 0.5% B)	7C	VG	ND	ND	ND	ND	ND	ND	ND	ND	ND	ND	ND	ND	ND

Effectiveness of Various Chemicals for Strawberry Insect Management ¹															
Insecticide/Molluscicides ²	IRAC Group	Relative Control Rating ³ (Very good (VG) and excellent (E) ratings are shaded.)													
		Imported fire ants	Aphids	Crickets	Cutworms	Cyclamen mites	Flower thrips	Leaf rolling caterpillars	Sap beetles	Slugs and snails	Spotted-wing drosophila	Strawberry clippers	Tarnished plant bugs	Twospotted spider mites	Whiteflies
rosemary & peppermint oils (various)	UNE	ND	ND	ND	ND	ND	ND	ND	ND	ND	ND	ND	ND	F	ND
spinetoram (Radiant SC)	5	ND	ND	ND	VG	ND	G	E	ND	ND	E	ND	ND	ND	ND
spinosad (Entrust 80W, Entrust SC)	5	ND	ND	ND	VG	ND	G	VG	ND	ND	G	ND	ND	ND	ND
spiromesifen (Oberson 2SC)	23	ND	ND	ND	ND	ND	ND	ND	ND	ND	ND	ND	ND	E	E
sucrose octanoate (SucraShield)	--	ND	ND	ND	ND	ND	ND	ND	ND	ND	ND	ND	ND	F	ND
thiamethoxam (Platinum, Actara)	4A	ND	G	ND	ND	ND	ND	ND	ND	ND	ND	ND	ND	ND	G

¹ These ratings are benchmarks; actual performance will vary. Efficacy ratings do not necessarily indicate a labeled use for every insect.

² Insecticides are sorted in alphabetical order by the active ingredient.

³ Efficacy Ratings: The efficacy or importance of a management option is indicated by E = excellent, VG = very good, G = good, F = fair, P = poor, NC = no control, and ND = no data.

Plasticulture Weed Control

Plasticulture Weed Control: Preplant					
Weed	Management Options	Amount of Formulation per Acre	Crop Age Restrictions	REI	Comments
<p>Yellow nutsedge: Yellow nutsedge is a very difficult weed to control in strawberry grown on plastic mulch. It is able to penetrate plastic mulch soon after laying the mulch and prior to transplanting. The best control strategy is to use Spartan (a.i. sulfentrazone), which provides excellent control of yellow nutsedge and reduces tuber viability. There are no POST herbicides registered in strawberry that will control emerged yellow nutsedge. Refer to the product label for specific use information and contact your local county Extension agent if you have questions. Electronic product and supplemental labels are available in various online pesticide label databases and can be used to obtain more information before choosing a herbicide. These databases also often provide information regarding state registrations. See the General Pesticide Information section for a list of online databases.</p>					
Annual grasses, broadleaf weeds, and yellow and purple nutsedge	Fumigation (See table on page 23.)	See labels	See labels	See labels	Annual grass and broadleaf weeds.
Yellow and purple nutsedge, annual broadleaf weeds, and annual grasses	EPTC (Eptam 7E)	3.5 to 7 pt	Apply to soil surface at least 45 days before planting.	12 hr	For best control of nutsedge, soil must have enough moisture for tuber sprouting. Allow 10 to 14 days for nutsedge tuber sprouting to occur, and then lightly till to destroy shoots and dry the soil surface. Apply and incorporate Eptam 7E to prevent volatilization; immediately incorporate into soil to a depth of approximately 2 to 4 inches. If possible, use a leveling device behind the incorporating equipment to leave soil surface as smooth as possible. Field traffic, excessive rainfall or irrigation, and other soil disturbances will reduce the level of nutsedge suppression. To avoid injury to following crops, irrigating at least 30 days prior to planting is recommended. MOA 8.
Annual broadleaf weeds, including Carolina geranium and cutleaf evening primrose	oxyfluorfen (Goal 2 XL)	up to 2 pt	Apply to soil surface of pre-formed beds at least 30 days before transplanting.	24 hr	Plastic mulch should be applied soon after Goal application. Best results occur when plastic is applied immediately after herbicide application. Incorporation is not necessary, but it may result in less crop injury. Soil disturbance after application will reduce weed control. MOA 14.
Annual broadleaf weeds	acifluorfen (Ultra Blazer 2 L)	0.5 to 1.5 pt	Apply banded application to row prior to laying plastic mulch and after final land preparation, and prior to transplanting.	48 hr	Crop row. Make one banded application before laying plastic mulch and after final land preparation, and prior to transplanting the crop. For best results, avoid soil disturbance during laying of plastic and planting of crop. MOA 14.

Plasticulture Weed Control: Preplant

Weed	Management Options	Amount of Formulation per Acre	Crop Age Restrictions	REI	Comments
Annual broadleaf weeds including cutleaf evening primrose, henbit, chickweed, horseweed, pigweed species, wild radish and suppression of some annual grasses	flumioxazin (Chateau SW 51 WDG)	3 oz	Apply to soil surface of pre-formed beds at least 30 days before transplanting.	12 hr	Crop row. Apply a minimum of 30 days prior to transplanting and prior to plastic mulch being laid. MOA 14.
Broadleaf weeds including common chickweed, redroot and smooth pigweed, common lambsquarters and some annual grasses	napropamide (Devrinol and Devrinol 2-XT 2 EC) (Devrinol and Devrinol DF-XT 50 DF)	8 qt 8 lb	Apply to soil surface of pre-formed beds before laying plastic mulch.	24 hr	Devrinol applied to the bed before laying the plastic has potential to injure strawberry plants. For plant bed treatment preplant incorporate to weed-free soil before laying plastic mulch. Soil should be well worked yet moist enough to permit a thorough incorporation to a depth of 2 inches. Incorporate within 24 to 72 hr (depending on formulation) of application before laying plastic mulch. If weed pressure is from small-seeded annuals, apply Devrinol to the surface of the bed immediately before laying the plastic mulch. If soil is dry, water or sprinkler irrigate with sufficient water to wet to a depth of 2 to 4 inches before laying the plastic mulch. Apply the plastic mulch over the treated soil within 24 to 72 hr. MOA 15.
Yellow nutsedge, purple nutsedge, corn spurry, yellow woodsorrel, henbit, chickweed, suppression of curly dock	sulfentrazone (Spartan 4F)	4 to 8 oz (see label for soil restrictions)		12 hr	Apply prior to planting and before weeds have emerged. Please refer to label for soil type restrictions. MOA 14.

Plasticulture Weed Control: Postemergence					
Weed	Management Options	Amount of Formulation per Acre	Crop Age Restrictions	REI	Comments
Broadleaf weeds including ragweed, clover, vetch, curly dock, dandelion, sowthistle, thistle, red sorrel, and nightshade	clopyralid (Stinger 3 EC)	Crop row: 0.33 to 0.5 pt Row middle: 0.33 to 0.67 pt	Apply after strawberry plants are established and at least 30 days before harvest.	12 hr	The Stinger registration in strawberry is issued on a state-by-state basis; therefore, it may NOT be registered for use in all states. DO NOT apply within 30 days of harvest. DO NOT use a surfactant or apply in combination with other pesticides or crop injury may occur. DO NOT apply as a broadcast application. DO NOT compost treated vegetation if compost will be used on sensitive plants. MOA 4.
Annual and perennial grasses	clethodim (Arrow, Clethodim, Intensity, Select 2EC) (Intensity One, Select Max 1EC)	6 to 8 oz 9 to 16 oz	Newly planted or established plantings	12 hr	Use high rate and sequential applications for perennial grasses (bermudagrass or johnsongrass). The addition of a nonionic surfactant at 0.25 % v/v (1 qt per 100 gal of spray solution) or crop oil concentrate at 1% v/v (1 gal per 100 gal of spray solution) is required for optimum results. Do not apply within 4 days of harvest. With Select Max, add 0.25% nonionic surfactant (1 qt per 100 gal spray mix). MOA 1.
Annual and perennial grasses	sethoxydim (Poast 1.5 EC)	1 to 1.5 pt	Newly planted and established plantings	12 hr	Sequential applications will be necessary for perennial grass control. The addition of a nonionic surfactant (1 qt per 100 gal of water) or crop oil concentrate (1 gal per 100 gal of water) is necessary for optimum results. Do not apply within 7 days of harvest. Total use cannot exceed 2.5 pt per acre per year. MOA 1.

Plasticulture Weed Control: Row Middles					
Weed	Management Options	Amount of Formulation per Acre	Crop Age Restrictions	REI	Comments
Small seeded annual broadleaf weeds including common chickweed, redroot and smooth pigweed, common lambsquarters and some annual grasses	napropamide (Devrinol DF-XT 50 DF, Devrinol 50 DF)	8 lb	Do not apply post-transplant if new foliage is exposed to spray.	24 hr	Apply as a banded preemergence treatment to the middles between plastic before weed emergence. Tank mixture with paraquat will provide preemergence and postemergence weed control. Rainfall or irrigation within 24 hr after Devrinol application is needed for optimum control. Effective on volunteer small grains (wheat, etc.) if applied before emergence. MOA 15.
	(Devrinol 2-XT 2 EC)	8 qt			
Annual grasses and small seeded broadleaf weeds	pendimethalin (Prowl H ₂ O 3.8 EC)	1.5 pt	Do not apply post-transplant if new foliage is exposed to spray.	24 hr	Avoid contact with strawberry plant. See label for more information. PHI = 35 days. MOA 3.
Annual broadleaf weeds	acifluorfen (Ultra Blazer 2 L)	0.5 to 1.5 pt	Apply with a shielded sprayer to middles between plastic.	48 hr	DO NOT ALLOW ULTRA BLAZER TO CONTACT STRAWBERRY PLANTS. Apply as a direct-shielded application. MOA 14.
Annual broadleaf weeds including cutleaf evening primrose, henbit, chickweed, horseweed, pigweed species, wild radish and suppression of some annual grasses	flumioxazin (Chateau SW 51 WDG)	3 oz	Apply with a hooded or shielded sprayer to middles between plastic.	12 hr	Apply for preemergence weed control in the middles. DO NOT APPLY AFTER FRUIT SET. Do not allow spray solution to come in contact with fruit or foliage. Spotting may occur. May kill or injure ryegrass in middles. MOA 14.
Nonselective weed control	glyphosate (various formulations)	See labels	Apply with hooded sprayer or wiper applicator.	4 hr	To prevent SEVERE crop injury, use application equipment and technique that will prevent contact with any portion of the crop or plastic. Do not apply within 14 days of harvest. MOA 9.
	paraquat (Parazone 3 SL) (Gramoxone SL 2L)	1.3 pt 2 pt	Apply with hooded sprayer or shields to protect crop.	12 hr	Contact kill of all green foliage. Do not allow drift or spray solution to contact crop or severe injury or crop death will occur. The addition of a nonionic surfactant at 0.25 % v/v (1 pt per 50 gal of spray solution) is required for optimum results. Apply in a minimum spray volume of 20 gal per acre. Do not make more than 3 applications per year. MOA 22.
	pelargonic acid (Scythe 4 EC)	3 to 10% v/v	Apply with hooded or shielded sprayer for weed control in row middles.	12 hr	Product is a nonselective, contact herbicide with foliar activity. May be tank mixed with soil residual herbicides for extended weed control. Avoid contact with strawberry plant or severe injury will occur. MOA 27.

Plasticulture Weed Control: Row Middles

Weed	Management Options	Amount of Formulation per Acre	Crop Age Restrictions	REI	Comments
Annual broadleaf weeds. Most effective on weeds less than 4 in. tall or rosettes less than 3 in. in diameter	carfentrazone (Aim 2 EC, Aim 1.9 EW)	up to 2 oz	Apply with hooded sprayer to middles between plastic.	12 hr	Apply post-directed using hooded sprayer for control of emerged weeds in row middles. If crop is contacted, burning of contacted area will occur. Most effective on weeds less than 4 inches tall or rosettes less than 3 inches across. Use a crop oil concentrate at up to 1 gal per 100 gal solution or a nonionic surfactant at 2 pt per 100 gal of spray solution. Coverage is essential for good weed control. Does not control grass weeds. MOA 14.

Matted Row Weed Control

Matted Row Weed Control: Preplant					
Weed	Management Options	Amount of Formulation per Acre	Crop Age Restrictions	REI	Comments
Annual grasses, broadleaf weeds, and yellow and purple nutsedge	Fumigation (See table on page 23.)	See labels	See labels	See labels	See labels for rates, plant-back intervals, and personal protective equipment requirements.

Matted Row Weed Control: Preemergence					
Weed	Management Options	Amount of Formulation per Acre	Crop Age Restrictions	REI	Comments
Annual grasses and small-seeded broadleaf weeds including common chickweed, field pansy	DCPA (Dacthal 6 L) (Dacthal 75-W)	8 to 12 pt 8 to 12 lb	Newly planted and established plantings before bloom	12 hr	Apply to the soil prior to planting. Can be preplant incorporated. Apply to established plantings in fall to early spring prior to first bloom. MOA 3.
Annual grasses and small-seeded broadleaf weeds	napropamide (Devrinol, Devrinol 2-XT 2 EC) (Devrinol, Devrinol DF-XT 50 DF)	8 qt 8 lb	Established strawberries	12 hr	Apply any time prior to weed emergence except for the interval between bloom and harvest. Rainfall or irrigation within 24 hr is needed for optimum weed control. See XT labels for information regarding delay in irrigation event. MOA 15.
Annual broadleaf weeds and grasses including chickweed, henbit, annual pepperweed, Shepherd's purse	terbacil (Sinbar 80 WDG)	See label	Newly planted and established plantings	12 hr	See label for soil type and organic matter content restrictions. For winter weed control, apply 2 to 6 oz per acre in late summer or early fall. If strawberry plants are not dormant, the application must be followed immediately by 0.5 to 1 inches of overhead irrigation or rainfall. For extended control through harvest the following year, apply 2 to 4 oz per acre prior to mulching in late fall. In established plantings, apply 4 to 8 oz post-harvest renovation before new growth begins in mid-summer. For extended weed control through harvest the following year, apply 4 to 8 oz per acre prior to mulching in late fall. Do not apply within 110 days of harvest. See label for more information. MOA 5.

Matted Row Weed Control: Preemergence

Weed	Management Options	Amount of Formulation per Acre	Crop Age Restrictions	REI	Comments
Annual broadleaf weeds including yellow rocket, shepherd's purse, Virginia pepperweed, common chickweed, common groundsel	acifluorfen (Ultra Blazer 2L)	0.5 to 1.5 pt	Apply after the last harvest or following bed renovation or when plants are dormant.	48 hr	Two applications can be made. Do not apply the last application within 120 days of strawberry harvest. MOA 14.
Annual broadleaf weeds	flumioxazin (Chateau SW 51 WDG)	3 oz	Apply with hooded or shielded sprayer to row middles.	12 hr	DO NOT spray over top of strawberries. Apply prior to weed emergence. Crop spotting may occur if spray contacts the crop. DO NOT apply after fruit set. MOA 14.
Yellow nutsedge, purple nutsedge, corn spurry, yellow woodsorrel, henbit, chickweed and other broadleaf weeds	sulfentrazone (Spartan 4F)	4 to 8 oz (see label for soil restrictions)	Preplant	12 hr	See label for soil type and organic matter content restrictions. Do not apply after the crop has been transplanted or serious injury may occur. MOA 14.

Matted Row Weed Control: Postemergence

Weed	Management Options	Amount of Formulation per Acre	Crop Age Restrictions	REI	Comments
Broadleaf weeds including ragweed, clover, vetch, dock, cocklebur, dandelion, red sorrel, sowthistle, thistle, and nightshade	clopyralid (Stinger 3 EC)	0.33 to 0.67 pt	Newly planted and established plantings	12 hr	The Stinger registration in strawberry is issued on a state-by-state basis. Therefore, it may NOT be registered for use in all states using this guide. Apply in the spring before harvest or post-harvest. Do not apply within 30 days of harvest. Do not use a surfactant or apply in combination with other pesticides. MOA 4.
Broadleaf weeds	2, 4-D amine (2,4-D Amine 4 SL)	2 to 3 pt	Established plantings	48 hr	Apply to well-established strawberries after harvest and before runners form or when crop is dormant. Not more than two treatments per year. Do not apply during bud, flower, or fruit stage. Timing is very critical to avoid damage. Do not apply unless possible injury to the crop is acceptable. MOA 4.

Matted Row Weed Control: Postemergence

Weed	Management Options	Amount of Formulation per Acre	Crop Age Restrictions	REI	Comments
Annual broadleaf weeds	pelargonic acid (Scythe 4 EC)	3 to 10% v/v	Apply as a directed or shielded spray.	12 hr	Product is nonselective, contact herbicide with foliar activity. May be tank mixed with soil residual herbicides for extended weed control. Avoid contact with strawberry plant or severe injury will occur. MOA 27.
Contact kill of all green foliage	paraquat (Parazone 3 SL) (Gramoxone SL 2L)	1.3 pt 2 pt	Apply with hooded sprayer or shields to protect crop.	12 hr	Contact kill of all green foliage. Do not allow drift or spray solution to contact crop or severe injury or crop death will occur. The addition of a non-ionic surfactant at 0.25 % v/v (1 pt/50 gal. of spray solution) is required for optimum results. Apply in a minimum spray volume of 20 gal. per acre. Do not make more than 3 applications per year. MOA 22.
Annual and perennial grasses	clethodim (Select, Clethodim, Arrow, Intensity 2 EC) (Select Max, Intensity One 1 EC)	6 to 8 oz 9 to 16 oz	Newly planted or established plantings	12 hr	Use high rate, and sequential applications are for perennial grasses (bermudagrass or johnsongrass). The addition of a non-ionic surfactant at 0.25 % v/v (1 qt/100 gal. of spray solution) or crop oil concentrate at 1% v/v (1 gal per 100 gal. of spray solution) is required for optimum results. Do not apply within 4 days of harvest. With Select Max, add 0.25% non-ionic surfactant, 1 qt per 100 gal spray mix. MOA 1.
	fluazifop (Fusilade DX)	12 to 24 oz	Newly planted (non-bearing only)	12 hr	Sequential applications will be necessary for perennial grass control. The addition of a non-ionic surfactant (1 qt/100 gal of water) or crop oil concentrate (1 gal/100 gal of water) is necessary for optimum control. MOA 1.
	sethoxydim (Poast 1.5 EC)	1 to 1.5 pt	Newly planted and established plantings	12 hr	Sequential applications will be necessary for perennial grass control. The addition of a non-ionic surfactant (1 qt/100 gal of water) or crop oil concentrate (1 gal/100 gal. of water) is necessary for optimum results. Do not apply within 7 days of harvest. Total use cannot exceed 2.5 pt/acre. MOA 1.

Wildlife Damage Prevention

Efforts to control birds and other wildlife that damage fruit crops should be focused on the perimeter of the planting first, especially on the side(s) facing favorable wildlife habitat. This is where the first damage will be observed and, in some cases, it may be sufficient to head off the problem. However, don't discontinue monitoring for wildlife damage throughout the planting.

Birds

Crop losses to birds appear to be increasing in small fruit crops. Not only do birds consume fruit, but the damage they cause can result in increased problems with fruit rots and other pests such as bees and yellow jackets. Several different types of birds can cause problems. Robins, starlings and mockingbirds are among the more common ones, but orioles, cedar waxwings and finches may also feed on small fruit crops. Wild turkeys are also a problem; often feeding from below and getting under protective netting.

Feeding pressure will be heavier in fields that are close to roosting or nesting sites such as woodlands, hedgerows, grassy fields, power lines and individual trees. Birds may feed, fly to these resting sites, and then return to the crop later in the day. While birds can and do fly fairly long distances (up to 1 mile or more) to feed, the further they have to fly, the more apt they are to not find the fruit crop or to be distracted by another food source. The presence of a pond, creek or other water source nearby is another factor that may lead to increased feeding pressure. Typically, bird damage tends to be more severe in the earlier parts of the growing season, and damage lessens as the season progresses.

There are several control techniques which may be of value in decreasing losses to birds. They include visual, auditory and chemical repellents and exclusion (netting). For any method to be successful, it must be instituted before birds establish a feeding pattern, which generally means that they should be in place and operating at the time that color change occurs in the fruit. With the exception of exclusion, no one method should be relied on for control. Exclusion can easily fail if not installed correctly or installed at the wrong time.

Almost all birds are state and federally protected and lethal control methods are not generally available to growers. Non-lethal methods such as exclusion (netting) are often sufficient when properly installed. Visual deterrents are usually ineffective as birds quickly learn to ignore these stimuli. Auditory distress calls and chemical repellents can be more effective. Chemical repellents can impart an off-flavor to the fruit crop.

Auditory repellents

Auditory scare devices such as propane cannons, noise makers or distress calls may offer temporary relief for some types of birds. Regardless of which one or ones is/are used, the following points should be considered to attain the best results:

- Assess the potential for objections to the noise from your neighbors.
- Start before birds establish a feeding pattern.
- Operate control devices beginning shortly before sunrise and continuing until just after sunset, as early and late in the day may be the most intense feeding times.
- Vary the frequency, the direction and the timing in which auditory devices are operated. Propane cannons should not be fired at intervals closer than 3 minutes.
- Consider using more than one type of auditory device and possibly combine them with visual repellents.
- If using distress calls, it is essential to identify the type(s) of birds you want to discourage and get distress calls specific to them.
- Reinforce the sense of danger by shooting (if allowed).

Birds (Cont'd)

Visual repellents

Visual repellents include such things as scare eyes suspended above the crop, mylar tape on the canopy of the crop, aluminum pie pans, plastic owls and plastic snakes. These range from ineffective (plastic effigies) to moderately effective for a short period of time. Birds will get used to them quickly if they are not moved around or if another type of repellent is not used along with it. Yellow scare eyes suspended above the crop and allowed to move freely have been reported to have some impact on blackbirds, however, robins do not seem to be affected. Geese have been observed feeding directly under several scare eyes. Kites or silhouettes of hawks – attached to a short string and poles around the crop may have limited efficacy. The silhouette should “fly” easily in natural breeze or wind so that the movement stresses and disturbs the feeding birds. The inflatable man (aka. Tall man, sky man, air dancer, Tall Boy) has also been reported to work. The erratic, sudden movements make it harder for birds to get used to and, to increase the effectiveness, sound could be added.

Chemical repellents

Methyl anthranilate (MA) is registered as a bird repellent. While it is sometimes advertised as a taste repellent, this is not exactly correct. When sprayed on a crop, it causes an unpleasant sensation in the bird’s mouth. Methyl anthranilate is a naturally occurring material used in the food service industry. Early reports have been inconsistent in regard to its effectiveness. It has also been reported to impart an undesirable foxy flavor to certain grape varieties. Methyl anthranilate has a short residual, so frequent reapplication will be necessary to achieve lasting results. Results may vary depending on the type of birds. Combining with another type of deterrent may result in greater effect than when used alone. As with other types of deterrents, applications need to start before birds establish feeding patterns.

Exclusion

Exclusion (netting) is the only consistently effective method of reducing bird damage. Netting is more expensive than other types of deterrents and can require fair amounts of labor, so it may not be an economically viable alternative in all situations. Nets are either laid on the canopy of the crop or suspended from a framework over the crop. The fruiting area of the plant needs to be completely protected. Birds will enter the canopy of the plant from below the net if it is open under the plant. If used with care, nets can be maintained for use over several years. For crops requiring multiple harvests such as blueberry, suspending the netting over the crop and around the sides of the field will allow easier access to the crop. If nets are placed directly on the crop canopy, birds can perch on it and feed on berries below them.

Wild turkeys are becoming more of a problem in many areas of the country. While there is no doubt that they do consume some fruit, some research has shown that the turkeys are often after insects instead of the fruit. They do not appear to like loud and/or distressing sounds. While netting will work, turkeys can tear holes in it for access to the fruit.

Deer

Deer can damage small fruit plantings by foraging on succulent new growth during the growing season or by eating fruit. In fall, bucks can damage plants by rubbing their antlers on stems and stalks. This is more of a problem in tree fruits than small fruits. Deer can also puncture plastic mulch and possibly the irrigation tape underneath, resulting in loss of weed control. Deer numbers are increasing or already very high in some areas and incidents of deer damaging crops are also increasing. Deer populations are increasing across most of their range. Hunting on neighboring properties can reduce local damage but neighboring hunting clubs may be actively working to increase deer populations. Hunters should be encouraged to harvest does as opposed to bucks to have much of an impact on deer populations.

Deer (Cont'd)

Locating the planting away from favorable habitat for deer will help to lessen losses. However, this is not generally possible; deer travel 1 to 1.5 miles and it is highly unlikely that anyone can locate plantings sufficiently far from suitable habitat. Several control options do exist. Determining which one or ones to use depends on the deer population, availability of other food sources, location of favorable habitat, the duration for which protection is needed, and the value of the crop to be protected.

Repellents

Both taste and smell repellents are available for use. Smell repellents include commercially available products or materials such as tankage, blood, putrified egg solids, and certain soaps. While these products may be effective in the short term, repellents will not provide long-term control and will not provide control when populations are high or alternate food sources are scarce. Repellents, such as biosolids (for example, Milorganite®), are also effective. All repellents are biodegradable and need to be applied regularly and after rain or irrigation. Some repellents are not labeled for use on products intended for human consumption (for example, repellents with rotten or “putrified” egg as the active ingredient). Please read product labels carefully and use products as instructed. Lethal control may be necessary to reduce deer populations to tolerable densities. Consult your state wildlife resource department for lethal control options.

Exclusion

Exclusion (fencing) is the only truly effective long-term control for deer damage prevention. Fences can be electrified or not. Deer will try to go under a fence, through a fence, or over it. For non-electrified fences, the lowest wire needs to be within 10 inches or less of the lowest point in the ground around the fruit crop planting and tight enough to prevent deer from pushing under it. Do not neglect ditches or other low spots in the ground around the field, because the deer will find them. While some deer can easily clear an 8-foot fence, generally 6 feet will be sufficient to deter most deer. Wire mesh fences are more desirable than multiple strands of barbed wire. Wire mesh fence up to 5-feet high with the addition of 3 single strand wires for a total of 8 feet will reduce costs. Slant wire fence is another design - see paragraph below. Standard vertical fence with outriggers may be useful. Contact extension specialist for details on fence design.

For electric fences, several different designs have been used and, under certain conditions, each can be effective. The simplest and least expensive electric fence uses a single high-tensile wire at about 30 inches above ground level (approximately at the height of a deer's nose). A solar charger can be used if access to electricity is not an option. Peanut butter can either be smeared on the wire or on aluminum foil strips which are then draped over the wire. Plastic flagging may also be tied to the fence to make it more visible to the deer. Deer are curious animals and will investigate the fence if they are not being chased. Touching the fence results in getting shocked and turning the deer away from the field being protected. The single-wire, baited fence is relatively inexpensive, easy to construct and often adequate to protect the crop. With high deer populations, when available alternate food sources are scarce or when deer have already established a feeding pattern in the area being protected, this fence may not be adequate.

More substantial electric fences for deer control have multiple wires with the alternate wires being electrified. One design uses 5 wires and is constructed at a 45-degree angle facing away from the area to be protected. The bottom wire is within 10 inches of the ground and is electrified to keep deer from going under the fence. The middle wire is also electrified to prevent deer from going through the fence and the top wire, which may be only about 5 feet above ground is electrified to keep deer from going over the fence. A fence constructed in this manner presents a barrier to the deer that has height and depth, a combination that generally will discourage the deer from trying to enter the field. Poly Tape electric fence often used to contain cattle and horses works well for deer fences.

Deer (Cont'd)

Numerous other fence designs exist including a non-electrified mesh fence with a hot wire on top. If electric fences are used, it is important to keep weeds, grasses and other materials away from the fence to prevent it from shorting out and to increase its visibility. Contact your local county agent and/or state extension wildlife specialist for additional information.

Voles

Voles cause problems in strawberry fields by feeding on the roots and crowns of plants and by chewing holes in irrigation tapes under the plastic cover of raised beds. There are no rodenticides labeled for use in strawberries. However, practices utilized in preparing fields for plasticulture strawberries should rid the area of any resident vole populations. Therefore, vole control for these fields needs to focus primarily on preventing reinfestation from adjacent areas. Habitat modification practices such as cleaning up nearby fencerows, ditch banks and hedgerows, along with frequent, close mowing of vegetation surrounding the fields, will discourage vole presence as a result of increased exposure to predators. Maintaining a barrier of very closely mowed vegetation around the perimeter is one option. Another option is to maintain a bare-soil perimeter around the fruit crop if that can be done without increasing erosion risks. Seasonal disking or herbicide treatment can maintain bare-soil perimeter seasonally.

Rabbits and Other Wildlife

Rabbits can devastate crops and can occur in high densities. Some products are sold as rabbit repellent, but the efficiency is largely untested. Fencing, mesh, or chicken wire may be the most effective solution. Bury the fence 6-8 inches below ground and extend to a height of 2 ½ feet. Secure at 6- to 8-foot intervals with sturdy stakes (wood, metal, or fiberglass). Coyotes may take strawberries, and armadillos may dig up plants as they forage for insects, ants, earthworms, and other food items. Fencing will aid in control of numerous small wildlife pests. Lethal control may be necessary ~~as well~~. Consult your state wildlife resource department for lethal control options. Trapping is difficult, especially for coyotes and armadillos.

DISEASE PHOTOS




Photo Credits: (A, C, D, E) G. Holmes, Strawberry Center, Cal Poly San Luis Obispo, Bugwood.org; (B) R. A. Melanson, Mississippi State University Extension, Bugwood.org; (F) E. Sikora, Auburn University, Bugwood.org; (G) D. Ferrin, LSU AgCenter, Bugwood.org; (H, J) P. Bachi, University of Kentucky Research and Education Center, Bugwood.org; (I) SCRI-Dundee, Scottish Crop Research Institute, Bugwood.org; (K) N. Peres, University of Florida – IFAS.

INSECT PHOTOS



Photo Credits: (A, B, C, D, E, F, G) H. Burrack, North Carolina State University; (I) J. W. Lotz, Florida Department of Agriculture and Consumer Services, Bugwood.org.

WEED PHOTOS




Photo Credits: (A, B, C, D, I, J) K. Jennings, North Carolina State University; (E, G, H) K. Sims, North Carolina State University; (F) C. Veazie, North Carolina State University.

extension.uga.edu

Annual Publication 119-3

March 2022

Published by the University of Georgia in cooperation with Fort Valley State University, the U.S. Department of Agriculture, and counties of the state. For more information, contact your local UGA Cooperative Extension office.
The University of Georgia College of Agricultural and Environmental Sciences (working cooperatively with Fort Valley State University, the U.S. Department of Agriculture, and the counties of Georgia) offers its educational programs, assistance, and materials to all people without regard to race, color, religion, sex, national origin, disability, gender identity, sexual orientation or protected veteran status and is an Equal Opportunity, Affirmative Action organization.